

F A R O  
BARCELONA



# THE COL LEC TION



VOL.6





# THE COLLECTION

VOL.6

We design objects thinking about the *happiness* and comfort of the people who will be in contact with them.

Our *design* speaks of well-being, energy, commitment, respect and consciousness.

Diseñamos objetos pensando en la *felicidad* y el confort de las personas que van a estar en contacto con ellos.

Nuestro *diseño* habla de bienestar, energía, compromiso, respeto y consciencia.





LIVING  
ON THE  
BRIGHT  
SIDE



ON  
LIVES  
FOR  
KIN  
OF L

NE



STYLE



EACH



ND



IGHT

Designers, artists, creators.

They make our world a better place thanks to their ingenuity, talent and creativity.

Diseñadores, artistas, creadores. Ellos hacen de nuestro mundo un lugar mejor gracias a su ingenio, talento y creatividad.



ALEGRE STUDIO / ÁLEX & MANEL LLUSCÀ / BOHMAN & FOLENIUS / CRISTOPHER FRIEDRICH WAGNER / CONILLAS / ESTUDI RIBAUDÍ / FARO TEAM / GOULA / FIGUERA / JORDI BLASI / JORDI BUSQUETS / LUCID / MARINA MILÀ / NAHTRANG / OIKO DESIGN OFFICE / PEPE LLAUDET / XJER STUDIO

## INDOOR

1968	35
ACADEMY	71
AKANE	39
ARTIS	67
AUREA	173
BERNI	97
BLOME	159



BRUME <b>NEW</b>	109
COCOTTE	131
CONIK	91
CUP	179



DESLIZ <b>NEW</b>	149
DOLME	129
ETERNA	65
FLASH	87



FRAME <b>NEW</b>	153
FUSTA	133
HAN	141

HANDY	151
HOOK	15
HOSHI	43
HOTEL	103
HUE-IN	115
INVITING	27
JELLYFISH	45
LAO	79
LE PETIT	167



LE VITA <b>NEW</b>	51
LINDA	105
LINK	89
LOOP	55
LULA	41
LUPE	93
MINE	85



MOOD <b>NEW</b>	147
-----------------	-----



MOY <b>NEW</b>	137
MUTE	119
NIKO	33
NIT	165
ORLEANS	175
OVO	143
PAULINE	123



PERLA <b>NEW</b>	139
PHILL	119



MINI PHILL <b>NEW</b>	121
-----------------------	-----



PIXIE <b>NEW</b>	161
PLEC	113
PLUMA	127



PURE <b>NEW</b>	145
REM	69
RETRO	125
RING	181
ROOM	155
SABANA	157
SIDE	83
SLIM	77
SMILE	171
STAND-UP	63
STONE	177
STOOD	59
STUDIO	163
SUAU	169
SWEET	101

# CONT COLLE

TAKE AWAY 21  
TEN 81



TENDER **NEW** 135  
TREE 107  
VESPER 95  
VOLTA 99  
WHIZZ 73  
WINCH 111

## OUTDOOR

ALFA 201  
ÁNCORA 241



BLOCK **NEW** 211  
BLUB'S 229  
BRONX 251  
BU-OH! 215  
CAT 185  
CERES 257

DATNA 223  
DRAGMA 245  
FLOW 197  
FUTURE 239  
GROW 217  
HALF 255  
HELMET 261  
HUE 191  
KLAMP 227



LAMPANOT **NEW** 187



LOTUS **NEW** 207




MASK **NEW** 237  
MISTU 235

MOON 231  
MUFFIN 233  
NEWPORT 259



PICCOLA **NEW** 193  
PROA 249  
PROJECT 203  
MINI PROJECT 203  
SHADOW 205  
SHELBY 221



SLOT **NEW** 195  
STEPS 247  
STICKER 219  
TONE 253  
TONI 199  
TRAM 225



TWIST **NEW** 213  
VERSUS 189  
VIEW 243

## FAN

DISC 279  
ETERFAN 271  
MINI ETERFAN 271  
FARETTO 287  
ICE 275  
JUSTFAN 265  
NOVA 283



NU **NEW** 273



POLEA **NEW** 269  
TUBE 267  
MINI TUBE 267  
TYPHOON 281  
WINCH 289  
WINCHE 277  
WIND 285

# TENTS SECTION





INDOOR



CONSCIOUSNESS  
CONSCIENCIA





*Available accessories*



Hook is the first ecological and solidary luminaire. The result of our commitment with the environment and society. A project that reduces the ecological footprint and maximizes its social return.  
Hook es la primera luminaria ecológica y solidaria. El resultado de nuestro compromiso con el medio ambiente y con la sociedad. Un proyecto que reduce la huella ecológica y maximiza su retorno social.



reddot award 2018  
winner



Green  
Product Award  
Winner 2018



# HOOK

BY OIKO DESIGN OFFICE



PORTABLE





# Ecological & Solidary

## Ecológica y Solidaria



Hook is an eco-product manufactured with recycled, recyclable and toxic-free materials; a luminaire produced 100% in Spain from recycled bottle caps.

In its design, all phases of the life cycle have been optimized to reduce its environmental impact between 30 and 70% with respect to an equivalent design that is not eco-designed. Their casings are made of recycled polypropylene, a sustainable plastic with which the diffuser has also been built to favor its recycling. In this way, a completely PVC-free product has been achieved, a material present in most cables and plugs.

Hook es un eco-producto fabricado con materiales reciclados, reciclables y libres de tóxicos; una luminaria producida 100% en España a partir de tapones de botellas reciclados.

En su diseño se han optimizado todas las fases del ciclo de vida para reducir su impacto ambiental entre un 30 y 70% respecto a un diseño equivalente no ecodiseñado. Sus carcasas están fabricadas en polipropileno reciclado, un plástico sostenible con el que se ha construido también el difusor para favorecer su reciclaje. De esta manera se ha conseguido un producto totalmente libre de PVC, un material presente en la mayoría de cables y enchufes.

Each light fixture sold will feed one child for an entire school year thanks to a collaboration with the NGO Mary's Meals.

Cada luminaria vendida equivale a alimentar a un niño durante todo un curso escolar gracias a nuestra colaboración con la ONG Mary's Meals.



Hook also contributes to social inclusion as it is assembled by people with disabilities from the Fundació Maresme. Hook también contribuye a la inclusión social ya que es ensamblada por personas con discapacidad de la Fundació Maresme.







EMOTION  
EMOCIÓN





Take Away accompanies you wherever you go. A luminaire that adapts to new and dynamic times. It's light-weight, has 3 intensities and is charged with USB. Take it from its handle and carry it with you!

Take Away te acompaña allá donde tú vayas. Una luminaria que se adapta a los nuevos y dinámicos tiempos. Es ligera, tiene 3 intensidades y se carga con USB. ¡Cógela de su asa y llévala contigo!



# TAKE AWAY

BY NAHTRANG



PORTABLE

A vertical wooden fence post stands in the foreground, with a thin wire running horizontally across it. The background features the iconic red sandstone formation of Uluru under a clear blue sky. Sparse desert vegetation is visible in the mid-ground.

*#takeawayaroundtheworld*





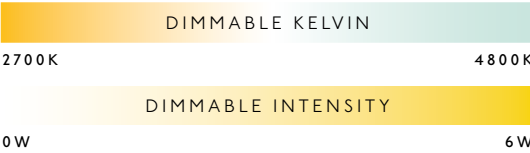




SMART  
EFICIENCIA







If you like to control the light and adapt it to your needs, this is your luminaire. Inviting allows you to regulate both the intensity of the light and its temperature by simply sliding the wheel located in its head.

Si te gusta tener el control de la luz y adaptarla a tus necesidades, ésta es tu luminaria. Inviting te permite regular tanto la intensidad de la luz como su temperatura deslizando simplemente la rueda ubicada en su cabezal.



reddot award 2019  
winner



26  
27

# INVITING

BY BOHMAN & FOLENIUS



TABLE



LONG CLIP



WALL



CLIP









INGENUITY  
INGENIO









Niko is ingenious. It unites comfort and technology in a single object. Touch it to adjust the intensity of the light and charge your phone without a cable, in its wooden base. It will be difficult for you to resist it.

Niko es ingeniosa. Une confort y tecnología en un solo objeto. Tócala para ajustar la intensidad de su luz y carga tu móvil sin necesidad de cables en su base de madera. Te será difícil resistirte a ella.



WIRELESS  
CHARGER



32  
33

# NIKO


BY NAHTRANG



TABLE



WALL



A reinterpretation of the classic television of the 60's comes from the hand of 1968. It is iconic, sculptural and lies between tradition and modernity. It is made of curved wood of Spanish origin.  
Una reinterpretación del clásico televisor de los 60 llega de la mano de 1968. Es icónica, escultórica y se encuentra entre la tradición y la modernidad. Está realizada en madera curva de origen español.



MADE IN  
SPAIN

34  
35

# 1968

BY JORDI BUSQUETS



TABLE





SIMPLICITY  
SIMPLICIDAD







Akane is inspired by the traditional street lamps of the east. The purity of their forms and choice of materials are key to them prevailing over time. 100% manufactured in Spain.

Akane está inspirada en los tradicionales farolillos de oriente. La pureza de sus formas y la elección de los materiales son piezas claves para hacer de ella una creación perdurable. Fabricada 100% en España.



38  
39

# AKANE

BY PEPE LLAUDET



TABLE



Designed in Barcelona, it is nice and friendly, functional and multipurpose. Its simplicity and sculptural air allow it to adapt to any location: tables, sideboards, consoles, bars.

Diseñada en la ciudad condal, es simpática y amable, funcional y polivalente. Su simplicidad y su aire escultórico le permiten adaptarse a cualquier ubicación: mesitas, aparadores, consolas, barras.



Project by Erbalunga Estudio, Photographer Ivan Casal Nieto

40  
41

# LULA

BY MARINA MILÀ



TABLE





Elegant and original. Hoshi provides diffuse and homogeneous light to the surfaces where it is located. It incorporates a switch that allows you to regulate the intensity of its LED light and it is available in table lamp and portable.

Elegante y original. Hoshi baña de luz difusa y homogénea las superficies donde es ubicada. Incorpora interruptor que permite regular la intensidad de su luz LED y está disponible en sobremesa y en portátil.



42  
43

# HOSHI

BY XJER STUDIO



PORTABLE



TABLE



As if they emerged from the sea with slender legs and a body shaped like a half sphere, Jellyfish is the simplification of this invertebrate animal. A collection that combines beauty, originality and distinction. Cómo si emergieran del mar con unas patas esbeltas y un cuerpo con forma de media esfera, Jellyfish es la simplificación de este animal invertebrado. Una colección que combina belleza, originalidad y distinción.



44  
45

# JELLYFISH

BY NAHTRANG



FLOOR



PORTABLE



TABLE











BEAUTY  
BELLEZA





A collection of elegant and seductive lines. The simplicity of its design, the softness of its forms and the delicacy of its materials, make this collection a perfect complement to give a chic touch to any space.  
Una colección de líneas elegantes y seductoras. La sencillez de su diseño, la suavidad de sus formas y la delicadeza de sus materiales, la convierten en el complemento perfecto para cualquier espacio.



50  
51

# LE VITA NEW

BY NAHTRANG



FLOOR



PENDANT



PENDANT



TABLE



WALL











Loop is a new family of minimalist language that plays with lines and textures. Authentic and close objects that speak for themselves. Natural laminated wood of American origin.

Loop propone un lenguaje minimalista que juega con las líneas y las texturas. Objetos auténticos y cercanos que hablan por sí mismos. Madera natural laminada de origen americano.



54  
55

# LOOP

BY ESTUDI RIBAUDÍ



FLOOR



PENDANT



WALL



WALL



TABLE











Nothing provides more wellbeing and warmth than natural wood. Stood is a collection of luminaires of imposing presence and firmness. It is made of natural laminated wood of American origin.

Nada proporciona más bienestar y calidez que la madera natural. Stood es una colección de luminarias de imponente presencia y firmeza. Está fabricada en madera natural laminada de origen americano.



# STOOD

BY LUCID



FLOOR



PENDANT



PENDANT



TABLE



WALL



CLIP









ADJUSTABLE  
SHADE  
HEIGHT



Lighting in an intimate, cozy and comfortable way is possible with Stand-Up. Ideal companion of an armchair or armchair, it creates pleasant and warm spaces both in residential and in hotels and restaurants. Iluminar de una forma íntima, acogedora y confortable es posible con Stand-Up. Ideal compañera de una butaca o sillón, crea espacios agradables y cálidos tanto en residencial como en hoteles y restaurantes.



# STAND-UP

BY ESTUDI RIBAUDÍ





Proposal of classic and timeless design that provides a quiet atmosphere to all types of rooms. It combines simplicity, robustness and elegance and gives prominence to its structure of sinuous curves.  
Propuesta de diseño clásico y atemporal que aporta un ambiente tranquilo a todo tipo de estancias. Aúna sencillez, robustez y elegancia y concede el protagonismo a su estructura de curvas sinuosas.



64  
65

# ETERNA

BY LUCID



FLOOR



TABLE



WALL



READER





A renewed classic and modeled with pure and clean lines that hide the mechanism for its whimsical mobility.  
Artis integrates into any type of space by mimicking and complementing it.  
Un clásico renovado y modelado con líneas puras y limpias que esconden el mecanismo para su caprichosa movilidad. Artis se integra en cualquier tipo de espacio mimetizándose con él y complementándolo.



66  
67

# ARTIS

BY ÀLEX & MANEL LLUSCÀ



FLOOR



TABLE



WALL



READER





Manufactured in metal with sober finishes and a sweet classic intention, Rem integrates in any type of decoration providing that nostalgic and comfortable touch that distinguishes it and makes it unique.  
Fabricada en metal con sobrios acabados y una dulce intención clásica, Rem se integra en cualquier tipo de decoración aportando ese toque nostálgico y confortable que la distingue y la hace única.



68  
69

# REM

BY ÀLEX & MANEL LLUSCÀ



FLOOR



TABLE



WALL



READER



Academy is functionality and purity. Its lines are simple and minimalist and allows to contribute what is necessary and indispensable. Its lightness and its classic appearance make it a close and very useful piece.  
Academy es funcionalidad y pureza. Sus líneas son sencillas y minimalistas y permite aportar lo necesario e indispensable. Su ligereza y su aspecto clásico pero renovado, la convierten en una pieza cercana y muy útil.



70  
71

# ACADEMY

BY NAHTRANG



FLOOR



TABLE



WALL







Whizz incorporates current trends by combining black metal with gold in a wonderfully stylish way. It adapts to both private spaces and to hotel suites, restaurants and offices.

Whizz recoge las tendencias actuales combinando de una forma sorprendente y estilosa los tonos negro y oro. Ideal tanto para espacios privados como para estancias de hoteles, restaurantes y oficinas.



72  
73

# WHIZZ

BY CHRISTOPH FRIEDRICH WAGNER



FLOOR



PENDANT




PENDANT



WALL



WALL







Compact, harmonious design with the latest LED technology. Its extensive family allows you to take the light wherever you need it.

Diseño compacto armonizado con la última tecnología LED. Su extensa familia te permite llevar la luz allí donde lo requiera.



76  
77

# SLIM

BY ÀLEX & MANEL LLUSCÀ



PENDANT



WALL





A re-edition of the traditional focus turned into a decorative object endowed with LED technology. Versatile in its functionalities and finishes. It is elegant and sober with a very modern touch.

Una re-edición del tradicional foco convertido en un objeto decorativo dotado de la tecnología LED. Versátil en sus funcionalidades y en sus acabados. Es elegante y sobrio con un toque muy actual.

78  
79

# LAO

BY NAHTRANG



CEILING



FLOOR



TABLE



TRACK



WALL



Ten's unassuming appearance belies the magic of light. A collection shaped by a versatile light that functions as a wall lamps, ceiling lamp or table lamp. It is practical as well as a decorative solution.

Ten esconde la magia de la luz en su tímida apariencia. Una colección formada por una luminaria versátil que funciona como aplique o plafón, y una sobremesa. Es una pieza práctica a la vez que decorativa.

Project by Ingenii, Photographer Joan Altés



80  
81

# TEN

BY FARO TEAM



SURFACE



TABLE







Brightness is back! Gold, copper and nickel metal are really dominating current decor styles. Side is sophisticated and elegant, and also tremendously versatile.

¡El brillo ha vuelto! El triunfo de los metales en oro, cobre y níquel es una realidad en los estilos de decoración actuales. Side es sofisticada y elegante, además de tremendamente versátil.



82  
83

## SIDE

BY ÀLEX & MANEL LLUSCÀ



PENDANT



WALL/CEILING



Project by Ingenii, Photographer Joan Altés

Sober and nordic style. Mine presents a relaxed aesthetics thanks to its shapes and soft finishes. It integrates into spaces without importunate and emits a comfortable light that invites relaxation.

Sobria y de estilo nórdico. Mine presenta una estética relajada gracias a sus formas y sus suaves acabados. Se integra en los espacios sin importunar y emite una luz difusa y confortable que invita a la relajación.



84  
85

# MINE

BY NAHTRANG



CUSTOM



PENDANT



TABLE



Design, functionality and visual comfort. A lovely family of rounded shapes available in white and black. A burst of light that accompanies and decorates your space in a minimal and original way.  
Diseño, funcionalidad y confort visual. Una simpática familia de formas redondeadas disponible en blanco y negro. Un destello de luz que acompaña y decora tu espacio de una forma minimalista y original.

86  
87

# FLASH

BY ESTUDI RIBAUDÍ



PENDING1



PENDING2




PENDING4



WALL



Residential Project by Elena Castells Poch



Elegance and simplicity from Link. Light and easy-to-transport metal, Link is the synthesis of a spotlight. It represents the search for minimalism culminating in a cylinder through which the light flows.  
Elegancia y sencillez de la mano de Link. Realizado en metal, ligero y fácil de transportar, Link es la síntesis de un foco. La búsqueda del minimalismo que culmina en un cilindro por el que se desliza la luz.



88  
89

# LINK

BY ESTUDI RIBAUDÍ



FLOOR



PENDANT



TABLE



TRACK




WALL



Conik is what happens when we combine new lighting techniques with simple lines and dignified textures. A technical, yet decorative proposal.

Cuando conjugamos nuevas técnicas de la luz con la sencillez en las líneas y la dignidad de las texturas, aparece Conik. Una propuesta técnica y decorativa a la vez.



90  
91

# CONIK

BY ÀLEX & MANEL LLUSCÀ



PENDANT



WALL





A model with a classic cut that amazes because of the original union between shade and body. An excellent solution that stretches out a subtle bridge between tradition and modernity.

Un modelo de corte clásico que sorprende por la original unión de pantalla y cuerpo. Una excelente solución que tiende un sutil puente entre tradición y modernidad.

Residential Project by Elena Castells Poch



92  
93

# LUPE

BY JORDI BUSQUETS



FLOOR



TABLE



WALL



READER



Vesper was born with the idea of synthesising the rational form of the lighting concept. It is a tribute to Rennie Mackintosh, one of the architects who broke the mould by looking for pure and rational forms.  
Vesper nace con la idea de sintetizar la forma racional del concepto de iluminación. Es un homenaje a Rennie Mackintosh, uno de los arquitectos que rompió esquemas buscando formas puras y racionales.



94  
95

# VESPER

BY NAHTRANG



FLOOR



PENDANT



TABLE



WALL



READER

Residential Project by Elena Castells Poch



A family of light fixtures that stands out for its studied simplicity and pure forms. With a refined style and some very careful details, it blurs the light, creating peaceful and calm atmospheres.  
Una familia de luminarias que destaca por su estudiada simplicidad y sus formas puras. Con un estilo depurado y unos detalles muy cuidados, difumina la luz creando atmósferas tranquilas y apacibles.



96  
97

# BERNI

BY NAHTRANG



FLOOR



TABLE



WALL



READER





Timeless and serene. Its wide range of products enables you to find the perfect piece for each room and its restrained design makes it the ideal object for all styles, from the most classic to the most modern.  
Atemporal y serena. Su amplia gama de productos permite encontrar la pieza perfecta para cada estancia y su sobriedad hacen de ella el objeto ideal para todos los estilos, desde los más clásicos a los más modernos.

98  
99

# VOLTA

BY ESTUDI RIBAUDÍ



FLOOR



TABLE



WALL



READER





Sweet is characterised by its rounded shapes and the harmony of its changes in texture that interact with us in a perfect balance.

Sweet se caracteriza por sus formas redondeadas y la armonía de sus cambios de textura que interactúan con nosotros en perfecto equilibrio.



100  
101

# SWEET

BY ESTUDI RIBAUDÍ



FLOOR



PENDANT



TABLE



WALL



READER





The Hotel series aims to achieve a simple and somewhat neutral line, giving prominence to the warmth and convenience it offers. For a relaxed, clean-cut and pleasant environment.

Una serie de línea clásica renovada. Hotel cede todo su protagonismo a la calidez y funcionalidad que aporta su principal elemento: la pantalla. Para conseguir un ambiente sosegado, nítido y agradable.



102  
103

# HOTEL

BY ÀLEX & MANEL LLUSCÀ



FLOOR



PENDANT



TABLE



WALL



READER



Linda projects light through its structure, creating a pattern of light and shadows that confers movement and energy to our spaces. Linda's interior hides the warmth of the light.  
Linda proyecta la luz a través de su estructura, generando una trama de luces y sombras que ofrecen movimiento y dinamismo a nuestros espacios. Esconde en su interior la calidez de la luz.



104  
105

# LINDA

BY ESTUDI RIBAUDÍ



FLOOR



PENDANT



TABLE



WALL



Tree is born from the interaction of humans with their natural environment to offer balance and light. Its branches grow towards the interior of the shade, where the light rests and gives life to its creation.

Tree nace de la interacción del ser humano con su entorno natural para ofrecer equilibrio y luz. Sus ramas crecen hacia el interior de la copa, allí donde la luz descansa y da vida a la creación.



106  
107

# TREE

BY ESTUDI RIBAUDÍ



FLOOR



PENDANT



TABLE





Brume is a collection of IP44 luminaires, ideal for bathrooms. With double diffuser, the interior in translucent glass and the exterior in transparent burbija glass.  
Brume es una colección de luminarias con IP44, ideales para baños. Con difusor doble, el interior de cristal translúcido y el exterior en cristal burbija transparente.



108  
109

# BRUME NEW

BY ÀLEX & MANEL LLUSCÀ



CEILING



PENDANT



WALL





Inspired by the gas lights of the old fishing boats on the Mediterranean coast, it exudes nostalgia and calm. Winch is stillness and melancholia in their purest state.

Inspirada en las luces de gas de las antiguas barcas de pesca del litoral Mediterráneo, dota de nostalgia y calma a todo lo que la rodea. Winch es quietud y melancolía en su estado más puro.

110  
111

# WINCH

BY ÀLEX & MANEL LLUSCA



PENDANT



WALL





Looking back at past but close post-industrial trends, Plec is perfect for creating comfortable atmospheres thanks to its vintage industrial inspiration.

Con la mirada en pasadas pero cercanas tendencias post-industriales, Plec es una serie de luminarias LED perfecta para crear ambientes confortables gracias a su inspiración industrial vintage.



112  
113

# PLEC

BY ÀLEX & MANEL LLUSCÀ



PENDANT



PENDANT



PENDANT



WALL



A collection of delicate, handcrafted pendant luminaires. Available in two formats and in different finishes, Hue-in is hand wrapped in Portugal.

Una colección de luminarias de suspensión delicadas y artesanales. Disponible en dos formatos y en diferentes acabados, Hue-in está encintada manualmente en Portugal.





114  
115

# HUE-IN

BY NAHTRANG




PENDANT











Mute makes quite a splash. It is not only a suspension light, but also a way of achieving relaxed spaces and inviting communication. Its textile fabric absorbs reverberation and contributes to the reduction of environmental noise. No es sólo una luminaria de suspensión. Es la forma de conseguir espacios relajados y que inviten a la comunicación. Su tejido textil absorbe la reverberación y contribuye a la reducción del ruido ambiental.



118  
119

# MUTE

BY NAHTRANG



CEILING



PENDANT



A collection of pendant luminaires available in two sizes. Its original wooden body hides an LED light source. Warmth and modernity with a clear inspiration from the 1960s.

Una colección de luminarias de suspensión disponibles en dos tamaños. Su original cuerpo de madera esconde una fuente de luz LED. Calidez y modernidad con una clara inspiración en los años 60.



120  
121

# PHILL & MINI PHILL

BY NAHTRANG



PENDANT





Pauline takes us back to the rationalist essences of the 1960s in which minimum solutions became essential. The search for warmth and comfort stand out in this delicate piece.

Pauline nos devuelve a las esencias racionalistas de los años sesenta en las que las soluciones mínimas se convierten en imprescindibles. La búsqueda de calidez y confort destacan en esta delicada pieza.



122  
123

# PAULINE

BY NAHTRANG



PENDANT



**A creation that leaves no one indifferent. Its complex and retro appearance gives personality and protagonism to any room. An ideal piece to preside over large spaces.**

Una creación que no deja indiferente a nadie. Su apariencia compleja y retro consiguen dotar de personalidad y protagonismo a cualquier estancia. Una pieza ideal para presidir grandes espacios.



124  
125

# RETRO

BY ÀLEX & MANEL LLUSCÀ



PENDANT



Pluma is a piece as delicate as it is discreet that falls from the ceiling evoking a simple expression of detail. The main body projects a small slit through which light escapes in a suggestive way.

Pluma es una pieza tan delicada como discreta que cae del techo evocando una sencilla expresión de detalle. El cuerpo principal proyecta una pequeña rendija por donde se escapa la luz de forma sugerente.



126  
127

# PLUMA

BY NAHTRANG



PENDANT





Superb, neutral and architectonic. Dolme integrates into spaces giving giving a nuanced and comfortable touch of light. Available in ceiling and suspension versions, in black and white.

Soberbio, neutro y arquitectónico. Dolme se integra en los espacios aportando un toque de luz matizada y confortable. Disponible en luminaria de techo y suspensión, en blanco y negro.



128  
129

# DOLME

BY XJER STUDIO



CEILING



PENDANT

Hotel Me Sitges Terramar, project by Lagranja Design



An elegant, sober and timeless surface luminaire that integrates perfectly in almost any room guaranteeing a diffuse and homogeneous illumination. This is Cocotte, also available in suspension.

Luminaria de superficie elegante, sobrio y atemporal que se integra perfectamente en casi cualquier estancia garantizando una iluminación difusa y homogénea. Así es Cocotte, también disponible en suspensión.



130  
131

# COCOTTE

BY JORDI LLOPIS



CEILING



PENDANT





Fusta stands out for the beauty of its finishes and the combination of natural wood, metal and fabric. A current collection that manages to harmonise the warmth of wood with the coldness of metal.

Fusta destaca por la belleza de sus acabados y la combinación entre madera natural, metal y tela. Una colección actual que consigue armonizar la calidez de la madera con la frialdad del metal.




132  
133

# FUSTA

BY ÀLEX & MANEL LLUSCÀ



PENDANT



It's warm, with Nordic reminiscences and it's called Tender. A ceiling lamp made of metal and wood in a sober and timeless style, ideal for illuminating entrances, hallways and rooms.

Es cálido, con reminiscencias nórdicas y se llama Tender. Una luminaria de techo realizada en metal y madera con un estilo sobrio y atemporal, ideal para iluminar entradas, zonas de pasos y estancias.



134  
135

**TENDER** NEW

BY NAHTRANG



CEILING



Moy symbolizes a small firefly that provides a tenuous and uniform light. A point of light that you will love for the simplicity and delicacy of its aesthetics and the comfort it offers.

Moy simboliza una pequeña luciérnaga que proporciona una luz tenue y uniforme. Un punto de luz que te enamorará por la sencillez y delicadeza de su estética y el confort que ofrece.



136  
137

**MOY** **NEW**

BY NAHTRANG



WALL





Perla is a IP44 rated wall lamp and available in three different finishes: chrome, bronze and aged gold. Functional and decorative thanks to its size and aesthetics. Ideal to place near mirrors in the bathroom.

Aplicador con IP44 y disponible en tres acabados diferentes: cromo, bronce y oro envejecido. Funcional y decorativo gracias a su tamaño y a su estética. Ideal para colocar cerca de espejos en el baño.



IP44


138  
139

# PERLA NEW

BY ÀLEX & MANEL LLUSCÀ




WALL



Han is not a wall lamp. Nor is it a hanger. It's both at once. A multipurpose, functional and sculptural solution, adapted to today's needs.

Han no es una lámpara de pared. Tampoco un colgador. Es ambas cosas a la vez. Una solución polivalente, funcional y con carácter escultórico, adaptada a las necesidades de la actualidad.

 **miaw**  
DESIGN & INNOVATION AWARDS



140  
141

# HAN

BY GOULA/FIGUERA



WALL





Ovo plays with the light and shadows it can create on the walls. The movement of its metal screen allows you to let more or less light through depending on what you need.

Ovo juega con la luz y las sombras que ésta puede llegar a crear sobre las paredes. El movimiento de su pantalla metálica te permite dejar pasar más o menos luz dependiendo de lo que necesites.



142  
143

# OVO

BY ESTUDI RIBAUDÍ



WALL



Pure is the essence itself. A clean, simple and direct piece. Ideal for placing next to a bed or in corridors and entrances. Its slight inclination makes it an elegant and sober piece.

Pure es la esencia en sí misma. Una pieza limpia, simple y directa. Ideal para colocar al lado de una cama o en pasillos y entradas. Su ligera inclinación la convierten en una pieza elegante y sobria.

144  
145

PURE **NEW**

BY NAHTRANG



WALL



Mood is warmth and comfort. A collection of wall lamps made of wood creating a relaxed atmosphere, perfect for reading or resting moments in bedrooms.

Mood es calidez y confort. Una colección que luminarias de pared realizadas en madera creando un ambiente relajado, perfecto para los momentos de lectura o descanso en dormitorios.



146  
147

**MOOD** **NEW**

BY NAHTRANG



WALL



READER



READER





Wall lamp with an articulated arm to make reading on the bedside easier and more comfortable. It is available in two finishes: chrome and white. Ideal for placing in bedrooms.

Luminaria de pared con brazo articulado para facilitar los ratos de lectura junto a la cama. Está disponible en dos acabados: cromo y blanco. Ideal para ubicar en dormitorios.



148  
149

**DESLIZ** **NEW**

BY ESTUDI RIBAUDÍ



WALL



Handy's functional. A lamp that fades into a practical tray designed to place a book or where to recharge your mobile phone thanks to the USB input that incorporates.  
Handy es funcional. Una lámpara que se desvanece en una práctica bandeja ideada para colocar un libro o donde recargar tu teléfono móvil gracias a la entrada USB que incorpora.



USB  
CHARGER

150  
151

# HANDY

BY JORDI BLASI



WALL



READER





Frame is a collection of wall lamps with a revised classic style ideal for illuminating reading moments in the bedroom of both residential spaces and hotels. It is available with and without reader.

Frame es una colección de apliques con un estilo clásico revisado ideales para iluminar los momentos de lectura en el dormitorio tanto de espacio residenciales como de hoteles. Está disponible con y sin lector.



152  
153

**FRAME** **NEW**

BY NAHTRANG



WALL



READER



An elegant, balanced and versatile piece, able to coexist with any type of decoration. The usual wall lamp with renewed lines. Version with and without reader for greater comfort.

Una pieza elegante, equilibrada y versátil, capaz de convivir con cualquier tipo de decoración. El aplique de siempre con líneas renovadas. Versión con y sin lector para mayor confort.



154  
155

## ROOM

BY ÀLEX & MANEL LLUSCÀ



WALL



READER



Sabana is a collection of wall luminaires ideal for placing on both sides of the bed and enjoying the relaxed and warm atmosphere they create.

Sabana es una colección de luminarias de pared ideales para ubicar a ambos lados de la cama y disfrutar del ambiente relajado y cálido que crean.



156  
157

# SABANA

BY PEPE LLAUDET



WALL



READER





**Blome is a reading wall lamp with a simple but ingenious aesthetic. A design that unites the best of a reader and a wall light with a screen. Warmth and functionality go hand in hand.**

Blome es un aplique de lectura con una estética simple pero ingeniosa. Un diseño que une lo mejor de un lector y de un aplique con pantalla. Calidez y funcionalidad se dan la mano.



158  
159

# BLOME

BY ESTUDI RIBAUDÍ





Fun, fresh and timeless. Pixie is a reader that allows you to orientate it thanks to its articulated arm. It is the ideal companion for studying or reading days or readings. It is available in white and black.

Divertido, fresco y atemporal. Pixie es un lector que te permite orientarlo gracias a su brazo articulado. Es el compañero ideal para jornadas de estudio o lecturas. Está disponible en blanco y en negro.



160  
161

**PIXIE** **NEW**

BY NAHTRANG



READER





Simpatic, fun, versatile and functional. That's Studio. Born to offer comfort when working, studying or reading. Thanks to its clamp, you can place it where you need and turn it into your partner.  
Simpática, divertida, versátil y funcional. Así es Studio. Nacida para ofrecer comodidad a la hora de trabajar, estudiar o leer. Gracias a su pinza, puedes situarla donde necesites y convertirla en tu compañera.



162  
163

# STUDIO

BY NAHTRANG





This creation is perfect for small or minimalist spaces. You'll love Nit because you just need to have a plug nearby to enjoy it. It couldn't be more comfortable.

Esta creación es perfecta para espacios reducidos o minimalistas. Nit te encantará porque sólo necesitas tener un enchufe cerca para poder disfrutarla. Más cómodo imposible.



164  
165

# NIT

BY GOULA/FIGUERA



WALL



Combining utility and simplicity with the memory of established forms, Le Petit was born. A multidirectional reading wall lamp ideal for subtly illuminating both sides of the bed.

Conjugando utilidad y sencillez con el recuerdo de formas ya establecidas, nace Le Petit. Un aplique de lectura multidireccional ideal para iluminar de una forma sutil a ambos lados de la cama.

166  
167

## LE PETIT

BY ÀLEX & MANEL LLUSCÀ



WALL



USB  
CHARGER



Sensitivity and technology converge in a new way of understanding bedheads taking advantage of technological resources such as the incorporation of a USB with which to charge the mobile.

Sensibilidad y tecnología convergen en una nueva manera de entender los apliques para dormitorio aprovechando recursos tecnológicos como la incorporación de un USB con el que poder cargar el móvil.



168  
169

# SUAU

BY NAHTRANG



RECESSED



WALL



Smile. This cute wall lamp will accompany your reading time, making it more enjoyable. Smile is functional and small size and its flap that enables you to point it where you most need  
Sonríe. Esta simpática luminaria de pared acompañará tus ratos de lectura, haciéndolos más placenteros. Smile es funcional y de tamaño reducido con una pestaña que permite dirigir la luz allá donde la necesites.



170  
171

# SMILE

BY JORDI BUSQUETS



WALL





**Aurea is the minimum expression of the reading wall lamps and it manages to transmit new sensations to us. It is the maximum simplicity of forms. A timeless, practical and balanced design.**

Aurea es la expresión mínima de los lectores de cama y consigue transmitirnos nuevas sensaciones. Es la máxima simplicidad de las formas. Un diseño atemporal, práctico y equilibrado.



172  
173

# AUREA

BY ESTUDI RIBAUDÍ



WALL



A family of luminaries with a futuristic air. Orleans places emphasis on a transgressive design for a piece as functional as the spotlight. Its LED light source accentuates this disruptive feature.

Una familia de focos con aire futurista. Orleans apuesta por un diseño transgresor para una pieza tan funcional como es el foco. Su fuente de luz LED acentúa aún más este carácter disruptivo.



174  
175

# ORLEANS

BY NAHTRANG



CEILING



SPOT



TRACK



Line of interior spotlights that fuses metal with the visual hardness of cement. An architectural design resulting from an interesting mixture of shapes and materials. Available in different formats.

Línea de focos de interior que fusiona el metal con la dureza visual del cemento. Un diseño arquitectónico que resulta de una interesante mixtura de formas y materiales. Disponible en diferentes formatos.



176  
177

# STONE

BY ÀLEX & MANEL LLUSCÀ



SPOT





Cup is dominated by a nostalgia for the aesthetics of the 1960s. This family of orientable spotlights is available in different formats and finishes.

En Cup predomina una nostalgia por la estética de la década de los sesenta. Esta familia de focos orientables está disponible en diferentes formatos y acabados.



178  
179

# CUP

BY ÀLEX & MANEL LLUSCÀ



CEILING



SPOT



TRACK



Collection of projection luminaires that brings a certain retro air to the interior lighting of the home. A series of spotlights available in different formats and finishes with an eye to functionality.

Colección de luminarias de proyección que aporta un cierto aire retro a la iluminación interior del hogar. Una serie de focos disponibles en diferentes formatos y acabados con la mirada puesta en la funcionalidad.



180  
181

# RING

BY ÀLEX & MANEL LLUSCÀ



CEILING



SPOT



TRACK







OUTDOOR



FUNCTIONALITY  
FUNCIONALIDAD





Cat is a fun, cool and casual portable lamp. Change the place, hang it wherever you want and surprise yourself with the infinite possibilities it allows you. An original touch to illuminate exteriors.

Cat es una lámpara portátil divertida, fresca e informal. Cámbiala de sitio, cuélgala donde quieras y sorpréndete con las posibilidades infinitas que te permite. Un toque original para iluminar exteriores.



184  
185

# CAT

BY NAHTRANG



PORTABLE





Portable both for interior and exterior that incorporates the symbol Panot, so characteristic in the tiles of the streets of the Eixample of Barcelona. It is charged via USB and has three intensities.

Portàtil tanto para interior como para exterior que incorpora el símbolo Panot, tan característico en las baldosas de las calles del Eixample de Barcelona. Se carga mediante USB y tiene tres intensidades.



186  
187

# LAMPANOT NEW

BY CRISTINA BORRÀS



PORTABLE





If you are looking to illuminate summer nights in a different and original way, Versus is the ideal choice not only for its design but also for its high resistance to outdoor environmental conditions.

Si buscas iluminar de una forma diferente y original las noches de verano, Versus es la opción ideal no sólo por su diseño sino también por su alta resistencia a las condiciones medioambientales.



188  
189

# VERSUS

BY PEPE LLAUDET



PORTABLE



FLOOR





Collection made of injected aluminium and polyethylene diffuser with a surprising design. It offers a comfortable light thanks to the diffuse light it emits. A touch of freshness that you will love.  
Colección realizada en aluminio inyectado y difusor de polietileno con un diseño sorprendente. Ofrece una luz confortable gracias a la luz difusa que emite. Un toque de frescura que te encantará.



190  
191

# HUE

BY NAHTRANG



FLOOR



PORTABLE



PENDANT







Piccola is an easy to install outdoor light point as it incorporates a large cable. Its translucent diffuser is covered in its upper part to avoid glare and guarantee comfort.  
Piccola es un punto de luz para exteriores de fácil instalación ya que incorpora cable de larga extensión Su difusor translúcido está cubierto en su parte superior para evitar deslumbramientos y garantizar el confort.



192  
193

# PICCOLA NEW

BY FARO TEAM




SPIKE





A collection of technical outdoor luminaires. Available in projector with or without arm and stake in two sizes. IP65 to guarantee protection against rain and dust.

Una colección de luminarias técnicas de exterior Disponible en proyector con y sin brazo y estaca de dos tamaños. IP65 para garantizar la protección ante lluvia y polvo.



194  
195

**SLOT** **NEW**

BY LUCID



SPIKE



PROJECTOR





A spike of timeless and fun design that fits organically into all types of outdoor spaces. You can nail it directly to the ground or to the wall with an accessory that makes it a surface luminaire.

Una estaca de diseño atemporal y divertido que encaja de manera orgánica en todo tipo de espacios exteriores. Puedes clavarlo directamente en la tierra o a la pared con un accesorio que le convierte en luminaria de superficie.

196  
197

# FLOW

BY ALEGRE DESIGN




SPIKE



PROJECTOR







Toni is a corrosion-proof orientable projector stake and can be installed directly on the ground thanks to the stake included or as a wall luminaire with its surface accessory.

Toni es una estaca-proyector orientable a prueba de corrosión y puede ser instalado directamente en la tierra gracias a la estaca que incluye o como luminaria de pared con su accesorio de superficie.



HOTEL ME Sitges Terramar, project by Lagranja Design

# TONI

BY ALEGRE DESIGN



SPIKE



PROJECTOR



Projector made of injected aluminium with a decorative and technical aesthetics. It can be oriented and it is ideal to illuminate entrances in gardens and terraces focusing the light where it is needed.

Projector fabricado en aluminio inyectado con una estética entre decorativa y técnica. Permite ser orientado y es ideal para iluminar entradas en jardines y terrazas focalizando la luz donde se necesite.



HOTEL ME Sitges Terramar, project by Lagranja Design

# ALFA

BY ÀLEX & MANEL LLUSCÀ



PROJECTOR







Projector made of injected aluminium with a protection IP65. A robust and compact design for a highly functional piece.

Projector realizado en aluminio inyectado con IP65. Un diseño robusto y compacto para una pieza altamente funcional.



202


203

# PROJECT & MINI PROJECT

BY ÀLEX & MANEL LLUSCÀ



PROJECTOR



Garden lighting can also be fun and original. Shadow reinvents the concept of garden beacons. Place several pieces along a path and you'll get an amazing effect.

La iluminación del jardín también puede ser divertida y original. Shadow reinventa el concepto de las balizas de jardín. Sitúa varias piezas a lo largo de un sendero y conseguirás un asombroso efecto.



204  
—  
205

# SHADOW

BY ÀLEX & MANEL LLUSCÀ



BEACON





Inspired by the lotus flower, this outdoor collection is made of aluminum which gives it greater robustness and durability. The wall lamp offers indirect lighting and the beacons are ideal for illuminating passageways. Inspirada en la flor de loto, esta colección para exteriores está fabricada en aluminio lo que la dota de una robustez y durabilidad superior. La luminaria de pared ofrece iluminación indirecta y las balizas son ideales para iluminar zonas de paso.



206  
207

LOTUS **NEW**

BY ESTUDI RIBAUDÍ



BEACON



BEACON



WALL











Block will surprise you. Not only because it emits light in its 360 degrees but also because of the material in which it is made: cement. Its opal diffuser avoids glare.

Block te sorprenderá. No sólo por que emite luz en sus 360 grados sino también por el material en el que está fabricada: el cemento. Su difusor opalizado evita el deslumbramiento.



210  
211

# BLOCK NEW

BY ÀLEX & MANEL LLUSCÀ



BEACON



BEACON



WALL





Turn outdoor lighting upside down. Twist is your choice. It is original, fresh and fun and creates an effect of lights and shadows on the surfaces where it is located.

Dale un giro a la iluminación de los espacios exteriores. Twist es tu opción. Es original, fresca y divertida y crea un efecto de luces y sombras sobre la superficie donde es ubicada.



212  
213

**TWIST** NEW


BY ESTUDI RIBAUDÍ



BEACON



WALL





Bu-oh! is a collection of intimidating-looking outdoor luminaires with unparalleled elegance and beauty. Ideal for signalling outdoor environments in an original and ingenious way.

Bu-oh! es una colección de luminarias para exterior de apariencia intimidante con una elegancia y belleza incomparable. Ideal para la señalización de los ambientes exteriores de una forma original e ingeniosa.



Casacor, Paraguay

214  
—  
215

# BU-OH!

BY ESTUDI RIBAUDÍ



BEACON



POST



POLE



WALL





Originality and freshness come from the hand of this creation of outdoor luminaires. The beacon is available with an accessory pot that will make the plants shine spectacularly.  
Originalidad y frescura llegan de la mano de esta creación de luminarias de exterior. La baliza está disponible con un macetero accesorio que hará que las plantas brillen de una forma espectacular.



216  
—  
217

# GROW


BY ESTUDI RIBAUDÍ



BEACON



WALL



A stylish and robust collection of general lighting. Ghran opal diffuser with light emission in three directions.  
Una colección estilizada y robusta de iluminación general. Difusor opal de gran formato con emisión de luz en tres direcciones.



218  
—  
219

# STICKER

BY LUCID




BEACON



WALL







Shelby is the revision of a classic. Applying the new technology, its performance has been improved, offering 360 degrees light, ideal for illuminating outdoor spaces.

Shelby es la revisión de un clásico. Aplicando la nueva tecnología, se han mejorado sus prestaciones, ofreciendo luz 360 grados, ideal para iluminar espacios exteriores.



220  
221

# SHELBY

BY CONILLAS



BEACON




WALL



Seeking integration with the urban landscape and new architecture, this collection of minimalist design and monolithic volume, is perfect to give a touch of diffuse light in gardens.

Buscando la integración con el paisaje urbano y la nueva arquitectura, esta colección de diseño minimalista y volumen monolítico, es perfecta para dar un toque de luz difusa en jardines.



222  
223

# DATNA

BY ÀLEX & MANEL LLUSCÀ



BEACON



POST



POLE



WALL







Tram is a series that adapts to outdoor spaces providing well-being and harmony. Simple and slender shapes to create comfortable spaces, in perfect harmony with nature.

Tram es una serie que se adapta a los espacios de exterior aportando bienestar y armonía. Formas simples y esbeltas para crear espacios confortables, en perfecta sintonía con la naturaleza.



224  
—  
225

# TRAM

BY ESTUDI RIBAUDÍ



BEACON



POLE



WALL



Modern and robust line design. Made of injected aluminium and polycarbonate diffuser, it is available as a wall lamp and beacon.

Diseño de líneas modernas y robustas. Fabricada en aluminio inyectado y difusor de policarbonato, está disponible como luminaria de pared y baliza.



226  
227

# KLAMP

BY ÀLEX & MANEL LLUSCÀ



BEACON



WALL







Blub's is like a bubble of air emanating from the earth. Its shapes are softened by the light and complement the space in a simple and ordered way.  
Blub's es como una burbuja de aire que emana de la tierra; sus formas se difuminan con la luz y complementan el espacio de una forma simple y ordenada.



228

229

# BLUB'S

BY ESTUDI RIBAUDI



BEACON



PENDANT



POLE



POST



WALL







It is the search for the essence of light, and simplicity in shape. A full moon that floods everything around it with light.

Es la búsqueda de la esencia de la luz, la simplicidad en la forma. Un plenilunio que inunda de luz todo a su alrededor.



230

231

# MOON

BY CONILLAS



BEACON



PENDANT



POLE



POST



WALL





A series with a fun and informal cast aluminium design with a pleated white opal PMMA shade. A timeless proposal capable of fitting into various outdoor atmospheres.

Una serie de diseño divertido e informal realizada en aluminio inyectado y pantalla blanca plisada de PMMA opal. Una propuesta de estilo atemporal capaz de encajar en diferentes exteriores.

232

233

# MUFFIN

BY ÀLEX & MANEL LLUSCÀ



BEACON



PENDANT



POLE



POST



WALL



Pleasant design for a highly versatile series. A polymethacrylate (PMMA) diffuser provides excellent, perfectly proportioned light.

Simpático diseño para una serie de gran versatilidad. Un difusor de polimetacrilato (PMMA) procura una excelente luz, perfectamente tamizada.

234  
235

# MISTU

BY CONILLAS



BEACON



PENDANT



POLE



POST



WALL







Robust wall lamp that can be located near the sea as it is highly resistant to corrosion by salinity. It is made of injected aluminium and has an opal diffuser. IP65.

Luminaria de pared robusta que puede ser ubicada cerca del mar ya que es altamente resistente a la corrosión por salinidad. Está fabricada en aluminio inyectado y difusor opal. IP65.



236  
237

**MASK** **NEW**

BY LUCID



WALL



**Future is an outdoor fixture characterised by an attractive and decorative set of indirect lights. Its smooth, flat oblong shape blends into its surroundings.**

Future es un aplique para exteriores que se caracteriza por un atractivo y decorativo con la luz indirecta. Su forma suave y apaisada genera un efecto mimético con su entorno.



238  
—  
239

# FUTURE

BY ESTUDI RIBAUDÍ



WALL







A cast aluminium structure protects the light source in this fixture, emitting indirect light up and downwards and bathing the surface on which it is fitted.

Una estructura realizada en aluminio inyectado resguarda la fuente lumínica de este aplique, emitiendo luz indirecta arriba y abajo y bañando la superficie sobre la que está ubicado.



240  
—  
241

# ÁNCORA

BY ÀLEX & MANEL LLUSCÀ



WALL



A futuristic luminaire that represents a parenthesis of light that contributes to the creation of calm and relaxed atmospheres in which to enjoy nights and sunsets.

Una luminaria de formas futuristas que representa un paréntesis de luz que contribuye a la creación de atmósferas tranquilas y relajadas en las que disfrutar de noches y atardeceres.



242  
—  
243

## VIEW

BY ÀLEX & MANEL LLUSCÀ



WALL





41



Uncluttered and functional. This is Dragma, a wall fixture that integrates into the space thanks to its versatility: can direct light upwards, downwards or both at once.

Sobrio y funcional. Así es Dragma, un aplique de pared que se integra en el espacio gracias a su versatilidad: puede iluminar arriba, abajo o a ambos lados a la vez.



244  
—  
245

# DRAGMA

BY ÀLEX & MANEL LLUSCÀ



WALL



Steps is a tubular composition that gives a growing sensation in the space. A set of upper and lower lights accentuates this feeling.

Steps es una composición tubular que provoca una sensación creciente en el espacio. Su juego de luces superior e inferior acentúa esta sensación.



246

247


# STEPS

BY ESTUDI RIBAUDÍ



WALL







A modern and compact design made of die-cast aluminium for a wall light for signage as it emits light downwards.

Un diseño moderno y compacto realizado en aluminio inyectado para un aplique de pared destinado a la señalética ya que emite luz hacia abajo.



248  
—  
249

# PROA

BY ÀLEX & MANEL LLUSCÀ



WALL



Wall wash light for interior or exterior with some vintage inspiration, made of lacquered aluminum and with special care in the details. Available in three finishes: white, grey and rust brown.  
Aplicador de pared para interior o exterior con cierta inspiración vintage, fabricado en aluminio lacado y con especial cuidado en los detalles. Disponible en tres acabados: blanco, gris y marrón óxido.



250  
251


# BRONX

BY ÀLEX & MANEL LLUSCÀ



WALL







**Tone is a wall lamp that reinvents and reformulates the already known wall light. It presents a high resistance to environmental inclemency thanks to its protection index and its glass diffuser.**

Tone es una luminaria de pared que reinventa y reformula al ya conocido aplique. Presenta una alta resistencia a las inclemencias medioambientales gracias a su índice de protección y a su difusor de cristal.




252  
—  
253

# TONE

BY NAHTRANG



WALL



An elegant way to dress the exterior walls. A few minimal forms let you glimpse a point of light in each place where they are located. Its clean lines make it a timeless piece. Glass diffuser.

Una elegante forma de vestir las paredes exteriores. Unas formas mínimas dejan entrever un punto de luz en cada lugar donde son ubicadas. Sus limpias líneas la convierten en una pieza atemporal. Difusor de cristal.



254  
—  
255

# HALF

BY NAHTRANG



WALL







With our gaze set on the atmosphere recreated in the castles of the Loire Valley, these models emerge from a particular style, French and eternally current.

Con la mirada puesta en la atmosfera que se recrea en los castillos del Valle del Loira, surgen estos modelos de un estilo particular, afrancesado y eternamente actual.

256  
257

# CERES

BY ÀLEX & MANEL LLUSCÀ



WALL





Newport is a lamp inspired by the return to authentic and endearing objects. It transports us to the romanticism of the beginning of the century... A timeless and original aesthetic ideal for exteriors.

Newport es una lámpara que se inspira en el retorno a los objetos auténticos y entrañables. Nos transporta al romanticismo de principios de siglo... Una estética atemporal y original ideal para exteriores.



258  
—  
259

# NEWPORT

BY ESTUDI RIBAUDÍ



WALL







Inspired by the post-industrial aesthetic, **Helmet** is a vintage style ceiling lamp that accompanies and adorns wall and ceilings. It offers direct light and manages to adapt to rustic, natural or retro styles.

Inspirado en la estética post-industrial, **Helmet** es un plafón de estilo vintage que acompaña y adorna techos. Ofrece luz directa y consigue adaptarse tanto a estilos rústicos como naturales o retro.



260  
—  
261

# HELMET

BY ÀLEX & MANEL LLUSCÀ



CEILING



FAN



WELLBEING  
BIENESTAR





Project by Meritxell Ribé Studio.



Just Fan is the fan par excellence. Its design is capable of falling in love with even the most reluctant. An aesthetics as elegant as sober that give it the role of protagonist in the spaces where it is located.

Just Fan es el ventilador por excelencia. Su diseño es capaz de enamorar hasta a los más reticentes. Una estética tan elegante como sobria que le confieren el rol de protagonista en los espacios donde se ubica.




264  
—  
265

# JUSTFAN

BY CONILLAS



AVAILABLE IN 3 SIZES



A cylindrical fan? Yes, it's possible. This model, besides being an original and unique design, guarantees high performance thanks to its DC motor that makes it more efficient, silent and durable.

¿Un ventilador con forma cilíndrica? Sí, es posible. Este modelo además de ser un diseño original y único, garantiza altas prestaciones gracias a su motor DC que lo hace más eficiente, silencioso y duradero.




266  
—  
267

## TUBE & MINI TUBE

BY CONILLAS



WITH/WITHOUT LIGHT





Inspired by the pulley of a boat and with a clear nautical aesthetic, this fan is an effective and decorative solution to cool all kinds of spaces. It incorporates DC motor offering greater benefits.

Inspirado en la polea de un barco y con una clara estética náutica, este ventilador es una solución eficaz y decorativa para refrescar todo tipo de espacios. Incorpora motor DC ofreciendo mayores prestaciones.



268  
—  
269

**POLEA** **NEW**

BY CONILLAS





The revolution in fan design. It combines the best of artisan processes thanks to its glass with the latest trends in ventilation. An authentic design that leaves no one indifferent.

La revolución en el diseño de los ventiladores. Combina lo mejor de los procesos artesanales gracias a su vidrio con las últimas tendencias en ventilación. Un diseño auténtico que no deja indiferente a nadie.



270  
271

## ETERFAN & MINI ETERFAN

BY CONILLAS



WITH/WITHOUT LIGHT





The search for the minimum expression of the fan. A large format piece capable of being integrated into the ceiling so as to not interfere. It incorporates a DC motor to guarantee comfort and durability.

La búsqueda de la mínima expresión del ventilador. Una pieza de gran formato capaz de integrarse en el techo para no interferir y pasar desapercibido. Incorpora motor DC para garantizar confort y durabilidad.



272  
—  
273

**NU** **NEW**

BY ESTUDI RIBAUDÍ



WITH/WITHOUT LIGHT



Ice combines freshness and illumination in one object. And now sound too. The latest version of this model incorporates bluetooth loudspeaker to maximize the pleasant feeling it offers in all senses.

Ice une frescor e iluminación en un objeto. Y ahora también sonido. La última versión de este modelo incorpora altavoz bluetooth para maximizar la agradable sensación que ofrece en todos los sentidos.



274  
—  
275

**ICE**

BY ESTUDI RIBAUDÍ







Inspired by the winch handle of a boat, this fan combines a renewed traditional aesthetics with the best DC technology that makes it lighter, quieter, sustainable and with a longer lifespan.

Inspirado en la manivela de winche de un barco, este ventilador combina una estética tradicional renovada con la mejor tecnología DC que lo hace más ligero, silencioso, sostenible y con una mayor vida útil.



276  
—  
277

# WINCHE

BY CONILLAS



WITH/WITHOUT LIGHT



Disc arises from the exercise of turning a luminaire into a fan. The aim was to create a fan with technological air with light up and down. It incorporates DC motor what supposes greater benefits.

Disc surge del ejercicio de convertir una luminaria en un ventilador. Se buscaba crear un ventilador con aire tecnológico con luz arriba y abajo. Incorpora motor DC lo que supone mayores prestaciones.



278  
—  
279

# DISC

BY CONILLAS







Colossal and with a devastating personality. It incorporates four aerodynamic blades that increase its efficiency and speed and guarantees high performance thanks to its DC motor and its protection index 44.  
Colosal y con una personalidad arrasadora. Incorpora cuatro palas aerodinámicas que incrementan su eficiencia y velocidad y garantiza altas prestaciones gracias a su motor DC y a su índice de protección 44.



280  
—  
281

# TYPHOON

BY JORDI BUSQUETS



WITH/WITHOUT LIGHT



**Nova is a fan that seems to disappear, generates a resting environment, thanks to its soft and quiet presence. Its lines are refined and allows to illuminate the spaces in which it is located.**

Nova es un ventilador que parece desaparecer, genera un ambiente de reposo, gracias a su presencia suave y tranquila. Sus líneas son depuradas y permite iluminar los espacios en los que es ubicado.



282  
—  
283

# NOVA

BY ESTUDI RIBAUDÍ



WITH/WITHOUT LIGHT





Designed to offer well-being and comfort, Wind is a fan of simple and clear shapes. A simple but ingenious piece that wants to make our lives a little more pleasant and comfortable.

Ideado para ofrecer bienestar y confort, Wind es un ventilador de formas sencillas y claras. Una pieza simple pero ingeniosa que desea hacernos la vida un poco más agradable y cómoda.



284  
—  
285

# WIND

BY JORDI BUSQUETS





The historic 1946 Italian Vespa motorcycle has become a true source of inspiration. More than a fan, it's a way of life: a love of minimalism, trends and the modern.

La histórica motocicleta italiana Vespa 1946 se ha convertido en una auténtica fuente de inspiración. Más que un ventilador es una forma de vida: amor por lo minimalista, por las tendencias y por lo actual.

286

287

**FARETTO**

BY CONILLAS









The ceiling fan from the Winch family is here, inspired by the gas lights found on old fishing boats along the Mediterranean coast.

Llega el ventilador de techo de la familia Winch, inspirado en las luces de gas de las antiguas barcas de pesca del litoral mediterráneo.



288  
—  
289

# WINCH

BY FARO TEAM

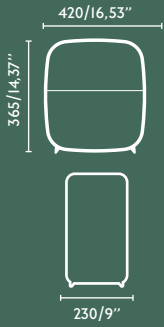




TECHNICAL SECTION  
DIRECTORIO TÉCNICO

## 1968

BY JORDI BUSQUETS



> Table lamp / Sobremesa

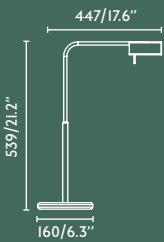


DIMMABLE LED SMD 8W 3000K 800lm  
CRI>80 Driver incl.  
Body wood  
Shade textile  
Class II 220-240V 50/60Hz Cable 2,8mts.



## ACADEMY

BY NAHTRANG



> Table lamp / Sobremesa

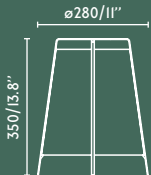


DIMMABLE LED SMD 6W 3000K 350lm  
CRI>80 Driver incl.  
Body metal+aluminium  
Diff opal PMMA  
Class II 100-240V 50/60Hz  
Cable 2mts.



## AKANE

BY PEPE LLAUDET



> Table lamp / Sobremesa

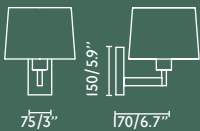


E27 MAX 15W LED not incl. [17463]  
Body metal Shade papyrus  
Class II Cable 1,7mts.




## ARTIS

BY ÀLEX & MANEL LLUSCÀ



> Wall lamp / Aplique

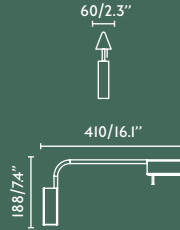


E27 MAX 15W LED not incl. [17463]  
Body metal Shade not incl.  
Class I

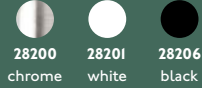


## ACADEMY

BY NAHTRANG



> Wall lamp / Aplique

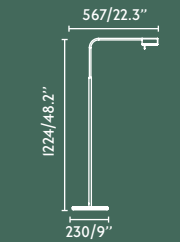


DIMMABLE LED SMD 6W 3000K 350lm  
CRI>80 Driver incl.  
Body metal+aluminium  
Diff opal PMMA  
Class I 100-240V 50/60Hz

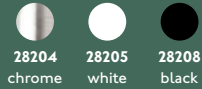


## ACADEMY

BY NAHTRANG



> Floor lamp / Lámpara de pie

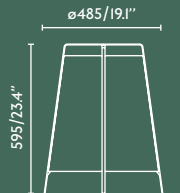


DIMMABLE LED SMD 6W 3000K 550lm  
CRI>80 Driver incl.  
Body metal+aluminium  
Diff opal PMMA  
Class II 100-240V 50/60Hz  
Cable 2mts.



## AKANE

BY PEPE LLAUDET



> Table lamp / Sobremesa



E27 MAX 15W LED not incl. [17464]  
Body metal  
Shade papyrus  
Class II Cable 1,7mts.



> Optional Shades / Pantallas opcionales

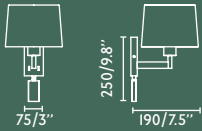




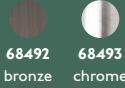
## ARTIS

BY ÀLEX & MANEL LLUSCÀ

> Optional Shades/ Pantallas opcionales



> Wall lamp / Aplique



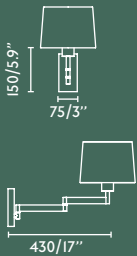
E27 MAX 15W LED not incl. [17463] + LED 1W 3000K 140lm CRI>80 Driver incl.  
Body metal Shade not incl.  
Class I 100-240V 50/60Hz




## ARTIS

BY ÀLEX & MANEL LLUSCÀ

> Optional Shades/ Pantallas opcionales



> Wall lamp / Aplique



E27 MAX 15W LED not incl. [17463]  
Body metal Shade not incl.  
Class I



## ARTIS

**NEW** BY ÀLEX & MANEL LLUSCÀ

## ARTIS

**NEW** BY ÀLEX & MANEL LLUSCÀ

292  
293



> Table lamp / Sobremesa



E27 MAX 15W LED not incl. [17463]  
Body metal Shade textile  
Class II Cable 2,4mts.



> Floor lamp / Lámpara de pie



E27 MAX 15W LED not incl. [17463]  
Body metal Shade textile  
Class II Cable 3,2mts.

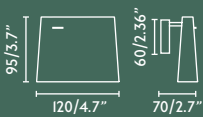


## AUREA

BY ESTUDI RIBAUDÍ

## BERNI

BY ESTUDI RIBAUDÍ



> Wall lamp / Aplique



LED SMD 6W 2700K 230lm CRI>80  
Driver incl.  
Body steel+aluminium Diff polycarbonate  
Shade textile Class I 100-240V 50/60Hz



> Table lamp / Sobremesa

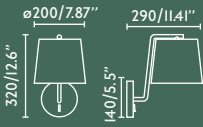


E27 MAX 15W LED not incl. [17464]  
Body steel Shade textile  
Class II Cable 2mts.



## BERNI

BY NAHTRANG



> Wall lamp / Applique



29326  
white



29327  
black

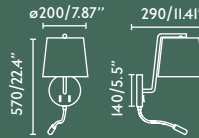


29328  
satin  
nickel

E27 MAX 15W LED not incl. [17463]  
Body metal Shade textile  
Class I

## BERNI

BY NAHTRANG



> Wall lamp / Applique



29329  
white



29330  
black



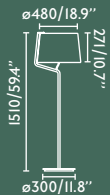
29331  
satin  
nickel

E27 MAX 15W LED not incl. [17463] + LED  
HIGH POWER 3W 3000K 200lm CRI>80  
Driver incl.  
Body metal Shade textile  
Class I 100-240V 50/60Hz  
Cable 1,5mts.



## BERNI

BY NAHTRANG



> Floor lamp / Lámpara de pie



29335  
white

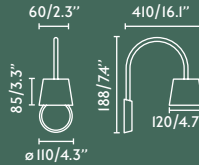


29336  
black

E27 MAX 15W LED not incl. [17464]  
Body metal Shade textile  
Class II Cable 1,5mts.

## BLOME

BY ESTUDI RIBAUDÍ



> Wall lamp / Applique



62099  
white



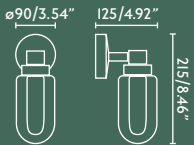
62100  
black

LED SMD 3W 3000K 150lm  
CRI>80 Driver incl.  
Body metal +silicone Diff opal glass  
Shade textile  
Class I 100-240V 50/60Hz



## BRUME

NEW BY ÀLEX & MANEL LLUSCÀ



> Wall lamp / Applique



40076  
bronze

LED 3W 2700K 200lm  
CRI>80 Driver incl.  
Body metal Diff glass  
Class II IP44 100-240V 50/60Hz  
Cable 1,5mts.

## BRUME

NEW BY ÀLEX & MANEL LLUSCÀ



> Ceiling / Plafon



40077  
bronze

LED 3W 2700K 200lm  
CRI>80 Driver incl.  
Body metal Diff glass  
Class II IP44 100-240V 50/60Hz  
Cable 1,5mts.



## BRUME

NEW BY ÀLEX & MANEL LLUSCÀ



> Suspended / Colgante



40078  
bronze

LED 3W 2700K 200lm  
CRI>80 Driver incl.  
Body metal Diff glass  
Class II IP44 100-240V 50/60Hz  
Cable 2mts.



## COCOTTE

**NEW** BY JORDI LLOPIS

> Suspended Kit / Kit Colgante

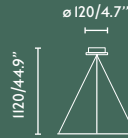
BY JORDI LLOPIS



> Ceiling / Plafón



LED SMD 30W 3000K 1200lm  
CRI>80 Driver incl.  
Body metal+aluminium  
Diff opal PMMA  
Class I 220-240V 50/60Hz



## COCOTTE


BY JORDI LLOPIS

> Suspended Kit / Kit Colgante

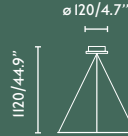
BY JORDI LLOPIS



> Ceiling / Plafón



LED SMD 36W 3000K 1700lm  
CRI>80 Driver incl.  
Body metal+aluminium  
Diff opal PMMA  
Class I 100-240V 50/60Hz



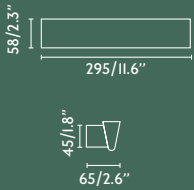
## CONIK

BY ÀLEX & MANEL LLUSCÀ

## CONIK

BY ÀLEX & MANEL LLUSCÀ

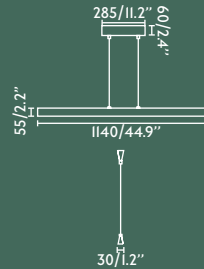
294  
295



> Wall lamp / Aplique



LED SMD 8W 3000K 800lm  
CRI>80 Driver incl.  
Body aluminium Diff PMMA  
Class II 100-240V 50/60Hz



> Suspended / Colgante



LED SMD 32W 3000K 3200lm  
CRI>80 Driver incl.  
Body aluminium Diff PMMA  
Class II 100-240V 50/60Hz Cable 1,5mts.



## CUP

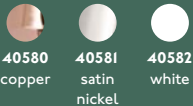
BY ÀLEX & MANEL LLUSCÀ

## CUP

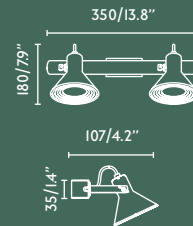
BY ÀLEX & MANEL LLUSCÀ



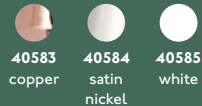
> Wall lamp / Aplique



GU 10 MAX 8W LED not incl. [17324]  
Body metal  
Class I



> Wall lamp / Aplique

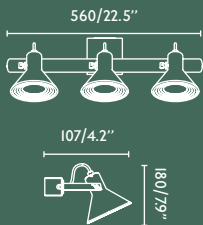


2 GU 10 MAX 8W LED not incl. [17324]  
Body metal  
Class I

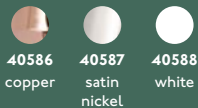


## CUP

BY ÀLEX & MANEL LLUSCÀ



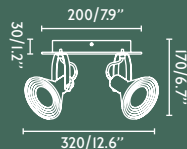
> Wall lamp / Aplique



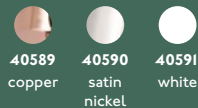
3 GU10 MAX 8W LED not incl. [17324]  
Body metal  
Class I

## CUP

BY ÀLEX & MANEL LLUSCÀ



> Ceiling / Plafón

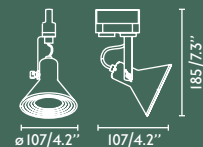


4 GU10 MAX 8W LED not incl. [17324]  
Body metal  
Class I

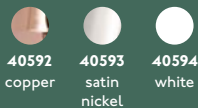


## CUP

BY ÀLEX & MANEL LLUSCÀ



> Track projector / Proyector de carril

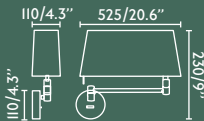


GU10 MAX 8W LED not incl. [17324]  
Body metal  
Class I

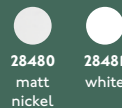


## DESLIZ

NEW BY ESTUDI RIBAUDÍ



> Wall lamp / Aplique

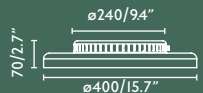


LED SMD II W 2700K II00Lm  
CRI>80 Driver incl.  
Body metal Diff PMMA opal Shade textile  
Class II 100-240V 50/60Hz



## DOLME

BY XJER STUDIO



> Ceiling / Plafón



LED SMD 24W 3000K I260lm  
CRI>80 Driver incl.  
Body metal Diff polycarbonate  
Class I 220-240V 50/60Hz



## DOLME

BY XJER STUDIO



> Suspended / Colgante

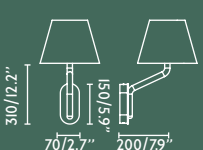


LED SMD 24W 3000K I260lm  
CRI>80 Driver incl.  
Body metal Diff polycarbonate  
Class I 220-240V 50/60Hz



## ETERNA

BY LUCID




> Wall lamp / Aplique



E27 MAX 15W LED not incl. [17463]  
Body metal Shade not incl.  
Class II

> Optional Shades / Pantallas opcionales

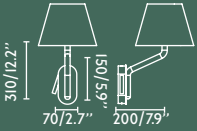




# ETERNA

BY LUCID

> Optional Shades/ Pantallas opcionales

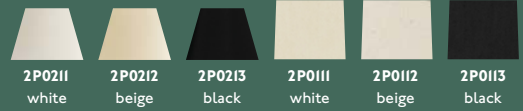


> Wall lamp / Aplique



**24006**  
chrome

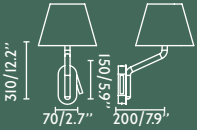
E27 MAX 15W LED not incl. [17463] + LED  
HIGH POWER 1W 2700K 90lm CRI>80  
Driver incl.  
**Body metal Shade not incl.**  
Class II 100-240V 50/60Hz



# ETERNA

BY LUCID

> Optional Shades/ Pantallas opcionales

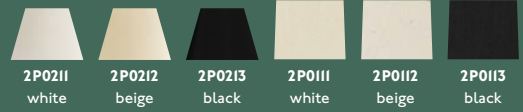


> Wall lamp / Aplique



**24007**  
chrome

E27 MAX 15W LED not incl. [17463] + LED  
HIGH POWER 1W 2700K 90lm CRI>80  
Driver incl.  
**Body metal Shade not incl.**  
Class II 100-240V 50/60Hz



# ETERNA

BY LUCID

> Optional Shades/ Pantallas opcionales

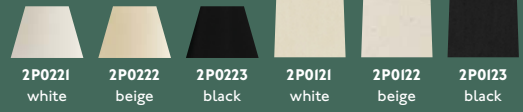


> Table lamp / Sobremesa



**24008**  
chrome

E27 MAX 15W LED not incl. [17463]  
**Body metal Shade not incl.**  
Class II Cable 1,8mts.



# ETERNA

BY LUCID

> Optional Shades/ Pantallas opcionales

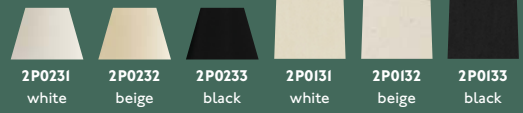


> Floor lamp / Lámpara de pie



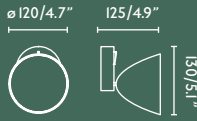
**24009**  
chrome

E27 MAX 15W LED not incl. [17463]  
**Body metal Shade not incl.**  
Class II Cable 2mts.

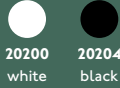


## FLASH

BY ESTUDI RIBAUDÍ



> Wall lamp / Aplique



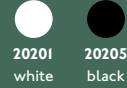
LED SMD 10W 3000K 500lm  
CRI>80 Driver incl.  
Body die cast aluminium  
Diff polyethylene  
Class I 220-240V 50/60Hz

## FLASH

BY ESTUDI RIBAUDÍ



> Suspended / Colgante



LED SMD 10W 3000K 500lm  
CRI>80 Driver incl.  
Body die cast aluminium  
Diff polyethylene  
Class I 220-240V 50/60Hz Cable 1,5mts.




## FLASH

BY ESTUDI RIBAUDÍ



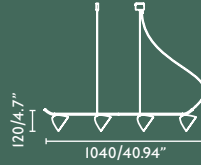
> Suspended / Colgante




2 LED SMD 10W 3000K 500lm  
CRI>80 Driver incl.  
Body die cast aluminium  
Diff polyethylene  
Class I 220-240V 50/60Hz Cable 1,5mts.

## FLASH

BY ESTUDI RIBAUDÍ



> Suspended / Colgante

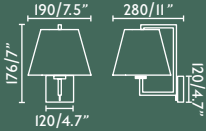


4 LED SMD 10W 3000K 500lm  
CRI>80 Driver incl.  
Body die cast aluminium  
Diff polyethylene  
Class I 220-240V 50/60Hz Cable 1,5mts.



## FRAME

**NEW** BY NAHTRANG



> Wall lamp / Aplique



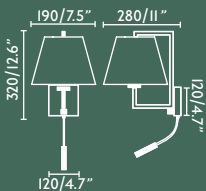
E27 MAX 15W LED not incl. [17463]  
Body metal Shade not incl.  
Class I

> Optional Shades / Pantallas opcionales



## FRAME

**NEW** BY NAHTRANG



> Wall lamp / Aplique



E27 MAX 15W LED not incl. [17463] + LED  
SMD 3W 3000K 100lm CRI>80 Driver incl.  
Body metal Shade not incl.  
Class I 220-240V 50Hz

> Optional Shades / Pantallas opcionales



## FUSTA



**NEW** BY ÀLEX & MANEL LLUSCÀ

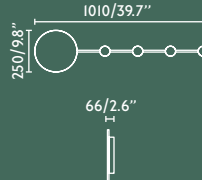
> Suspended / Colgante



E27 MAX 15W LED not incl. [17464]  
**Body metal+wood Shade textile**  
**Class I Cable 1,7 mts.**

## HAN

BY GOULA/FIGUERA



> Wall lamp / Aplique

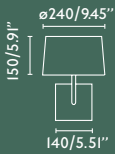


LED SMD 6W 3000K 500lm  
 CRI>80 Driver incl.  
**Body metal Diff opal PMMA**  
**Class I 100-240V 50/60Hz**



## HANDY

BY JORDI BLASI



> Wall lamp / Aplique

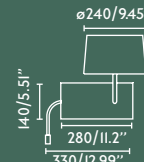


E27 MAX 15W LED not incl. [17463]  
**Body steel Shade textile**  
**Class I**



## HANDY

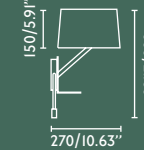
BY JORDI BLASI



> Wall lamp / Aplique

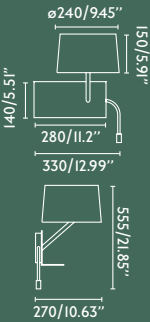


E27 MAX 20W not incl. [17463]  
 + LED HIGH POWER 3W 3000K 140lm  
 CRI>80 Driver incl.  
**Body steel Shade textile**  
**Class I 100-240V 50/60Hz**



## HANDY

BY JORDI BLASI



> Wall lamp / Aplique



E27 MAX 20W not incl. [17463]  
 + LED HIGH POWER 3W 3000K 140lm  
 CRI>80 Driver incl.  
**Body steel Shade textile**  
**Class I 100-240V 50/60Hz**




## HOOK

BY OIKO DESIGN



> Portable / Portàtil

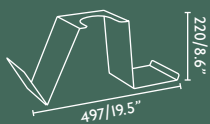


E27 MAX 5W incl. [17462]  
**Body recycled ABS Cable 4,3 mts.**



## HOOK

BY OIKO DESIGN



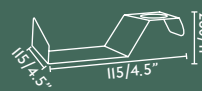
> Accessory / Accesorio



**Body metal**

## HOOK

BY OIKO DESIGN



> Accessory / Accesorio



**Body metal**



## HOOK

BY OIKO DESIGN



> Accessory / Accesorio



**28368**  
white

Body metal

## HOSHI

BY XJER STUDIO



> Portable / Portàtil



**28386**  
satin gold  
+black



**28389**  
black  
+copper

DIMMABLE LED SMD 4W 3000K 480lm  
CRI>80 Driver incl.  
Body metal  
Class III



## HOSHI

BY XJER STUDIO



> Table lamp / Sobremesa



**28387**  
satin gold  
+black



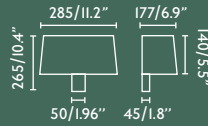
**28388**  
black  
+copper

DIMMABLE LED SMD 12W 3000K 930lm  
CRI>80 Driver incl.  
Body metal  
Class II 100-240V 50/60Hz Cable 2,6mts.



## HOTEL

BY ÀLEX & MANEL LLUSCÀ



> Wall lamp / Aplique



**29940**  
white



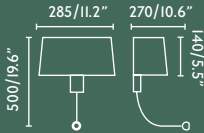
**29945**  
black

E27 MAX 15W LED not incl. [17463]  
Body metal Shade textile  
Class I



## HOTEL

BY ÀLEX & MANEL LLUSCÀ



> Wall lamp / Aplique



**29941**  
white



**29946**  
black

E27 MAX 15W LED not incl. [17463] + LED  
HIGH POWER 1W 3500K CRI>80 Driver incl.  
Body metal Shade textile  
Class I 100-240V 50/60Hz



## HOTEL

BY ÀLEX & MANEL LLUSCÀ



> Table lamp / Sobremesa



**29942**  
white



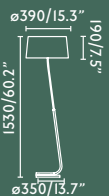
**29947**  
black

E27 MAX 15W LED not incl. [17463]  
Body metal Shade textile  
Class II Cable 1,9mts.



## HOTEL

BY ÀLEX & MANEL LLUSCÀ



> Floor lamp / Lámpara de pie



**29943**  
white



**29948**  
black

E27 MAX 15W LED not incl. [17464]  
Body metal Shade textile  
Class II Cable 1,9mts.



## HOTEL

BY ÀLEX & MANEL LLUSCÀ



> Suspended / Colgante



**29944**  
white



**29949**  
black

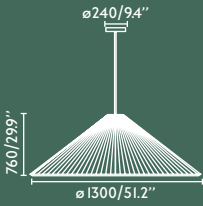
3 E27 MAX 15W LED not incl. [17463]  
Body metal Shade textile  
Class I Cable 1mts.





## HUE-IN

BY NAHTRANG



> Suspended / Colgante



4 E27 MAX 15W LED not incl. [17464]  
Body metal Diff Papyrus  
Shade Ribbon shade Class II Cable 1,6mts.



## HUE-IN

BY NAHTRANG



> Suspended / Colgante

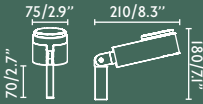


3 E27 MAX 15W LED not incl. [17464]  
Body metal Diff Papyrus  
Shade Ribbon shade Class II Cable 1,6mts.

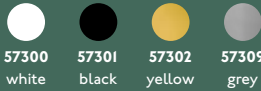


## INVITING

NEW BY BOHMAN AND FOLENIUS



> Wall lamp / Aplique

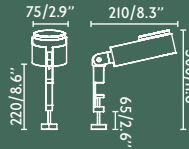


DIMMABLE COB LED 6W 410lm 2700-4800K  
CRI>80 Driver incl.  
Body aluminium Diff PMMA  
Class II 100-240V 50/60Hz Cable 2mts.

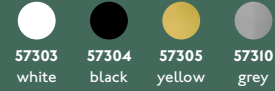


## INVITING

NEW BY BOHMAN AND FOLENIUS



> Wall lamp / Aplique

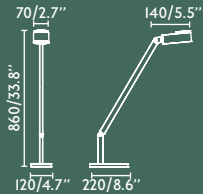


DIMMABLE COB LED 6W 410lm 2700-4800K  
CRI>80 Driver incl.  
Body aluminium Diff PMMA  
Class II 100-240V 50/60Hz Cable 2mts.

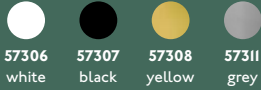


## INVITING

NEW BY BOHMAN AND FOLENIUS



> Table lamp / Sobremesa

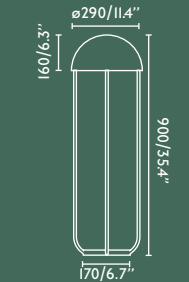


DIMMABLE COB LED 6W 410lm 2700-4800K  
CRI>80 Driver incl.  
Body aluminium Diff PMMA  
Class II 100-240V 50/60Hz Cable 2mts.



## JELLYFISH

BY NAHTRANG



> Floor lamp / Lámpara de pie

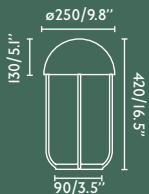


LED SMD 6W 3000K 500lm  
CRI>80 Driver incl.  
Body metal  
Class II 220-240V 50/60Hz Cable 4,3mts.



## JELLYFISH

BY NAHTRANG



> Table lamp / Sobremesa

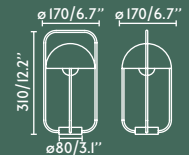


LED SMD 6W 3000K 500lm  
CRI>80 Driver incl.  
Body metal  
Class II 220-240V 50/60Hz Cable 1,85mts.



## JELLYFISH

NEW BY NAHTRANG



> Portable / Portátil

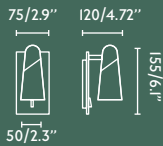


LED SMD 3W 2700K 220lm  
CRI>80 Driver incl.  
Body metal  
Class III  
Micro USB charging port. Wire included.  
220-240V 50/60Hz

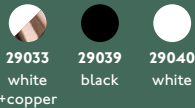


## LAO

BY NAHTRANG



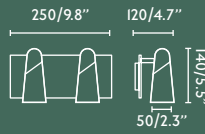
> Wall lamp / Applique



LED SMD 4,5W 3000K 400lm  
CRI>80 Driver incl.  
Body metal Diff ABS  
Class I 220-240V 50/60Hz

## LAO

BY NAHTRANG



> Wall lamp / Applique

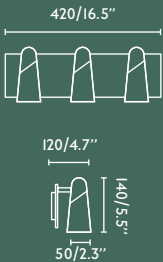


2 LED SMD 4,5W 3000K 400lm  
CRI>80 Driver incl.  
Body metal Diff ABS  
Class I 220-240V 50/60Hz



## LAO

BY NAHTRANG



> Wall lamp / Applique



3 LED SMD 4,5W 3000K 400lm  
CRI>80 Driver incl.  
Body metal Diff ABS  
Class I 220-240V 50/60Hz

## LAO

BY NAHTRANG



> Ceiling / Plafón

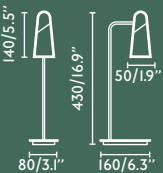


3 LED SMD 4,5W 3000K 400lm  
CRI>80 Driver incl.  
Body metal Diff ABS  
Class I 220-240V 50/60Hz



## LAO

BY NAHTRANG



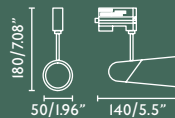
> Table lamp / Sobremesa



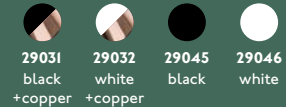
LED SMD 4W 3000K 400lm  
CRI>80 Driver incl.  
Body metal Diff ABS  
Class II 100-240V 50/60Hz Cable 2mts.

## LAO

BY NAHTRANG



> Track projector / Proyector de carril

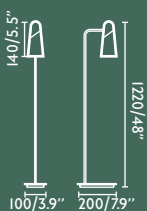


4 LED SMD 4,5W 3000K 400lm  
CRI>80 Driver incl.  
Body metal Diff ABS  
Class I 220-240V 50/60Hz



## LAO

BY NAHTRANG



> Floor lamp / Lámpara de pie

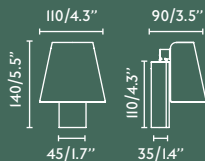


LED SMD 4W 3000K 400lm  
CRI>80 Driver incl.  
Body metal Diff ABS  
Class II 100-240V 50/60Hz Cable 2mts.

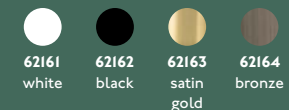


## LE PETIT

NEW BY ÀLEX & MANEL LLUSCÀ



> Wall lamp / Applique

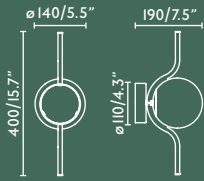


LED SMD 4W 3000K 130lm  
CRI>80 Driver incl.  
Body metal  
Class II 100-240V 50/60Hz



## LE VITA

NEW BY NAHTRANG



> Wall lamp / Applique



29690  
gold

LED 6W 2700K 570lm  
CRI>80 Driver incl.  
Body die cast aluminium Diff opal glass  
Class II 100-240V 50/60Hz

## LE VITA

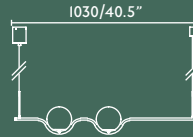
NEW BY NAHTRANG



> Suspended / Colgante



29691  
gold

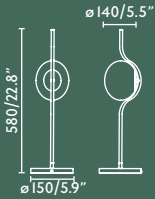


2 LED 6W 2700K 1200lm  
CRI>80 Driver incl.  
Body die cast aluminium Diff opal glass  
Class II 100-240V 50/60Hz Cable 1,5mts.



## LE VITA

NEW BY NAHTRANG



> Table lamp / Sobremesa

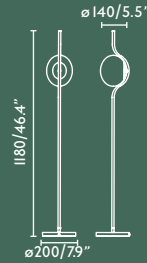


29692  
gold

LED 6W 2700K 570lm  
CRI>80 Driver incl.  
Body die cast aluminium Diff opal glass  
Class II 100-240V 50/60Hz Cable 2mts.

## LE VITA

NEW BY NAHTRANG



> Floor lamp / Lámpara de pie



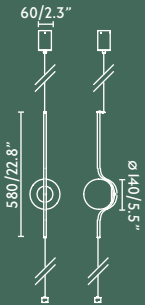
29693  
gold

LED 6W 2700K 570lm  
CRI>80 Driver incl.  
Body die cast aluminium Diff opal glass  
Class II 100-240V 50/60Hz Cable 2mts.



## LE VITA

NEW BY NAHTRANG



> Suspended / Colgante

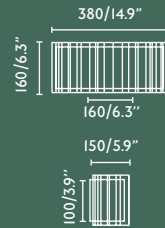


29694  
gold

LED 6W 2700K 570lm  
CRI>80 Driver incl.  
Body die cast aluminium Diff opal glass  
Class II 100-240V 50/60Hz Cable 1,5mts.

## LINDA

BY ESTUDI RIBAUDÍ



> Wall lamp / Applique



29306  
white

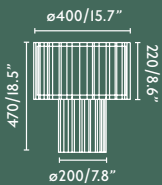
29310  
black

2 E27 MAX 15W LED not incl. [I7463]  
Body steel Shade textile  
Class I



## LINDA

BY ESTUDI RIBAUDÍ



> Table lamp / Sobremesa



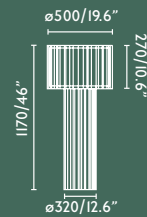
29307  
white

29311  
black

E27 MAX 15W LED not incl. [I7464]  
Body steel Shade textile  
Class II Cable 2mts.

## LINDA

BY ESTUDI RIBAUDÍ



> Floor lamp / Lámpara de pie



29308  
white

29312  
black

E27 MAX 15W LED not incl. [I7464]  
Body steel Shade textile  
Class II Cable 2,8mts.




## LINDA

BY ESTUDI RIBAUDÍ



> Suspended / Colgante



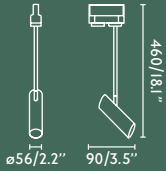
E27 MAX 15W LED not incl. [17464]  
Body steel Shade textile  
Class I Cable 1 mts.



## LINK

**NEW** BY ESTUDI RIBAUDÍ

> Track projector / Proyector de carril

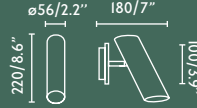


GU 10 MAX 8W LED not incl. [17316]  
Body steel  
Class I

## LINK

**NEW** BY ESTUDI RIBAUDÍ

> Wall lamp / Aplique




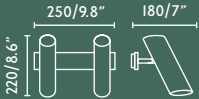
GU 10 MAX 8W LED not incl. [17316]  
Body steel  
Class I



## LINK

BY ESTUDI RIBAUDÍ

> Wall lamp / Aplique

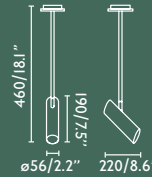


2 GU 10 MAX 8W LED not incl. [17316]  
Body steel  
Class I

## LINK

BY ESTUDI RIBAUDÍ

> Suspended / Colgante




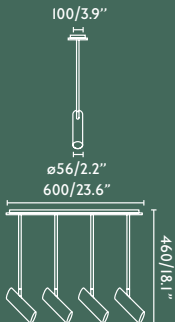
GU 10 MAX 8W LED not incl. [17316]  
Body steel  
Class I



## LINK

BY ESTUDI RIBAUDÍ

> Suspended / Colgante

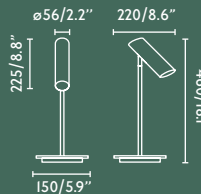


4 GU 10 MAX 8W LED not incl. [17316]  
Body steel  
Class I

## LINK

**NEW** BY ESTUDI RIBAUDÍ

> Table lamp / Sobremesa



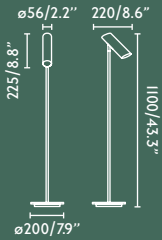
GU 10 MAX 8W LED not incl. [17316]  
Body steel  
Class II Cable 1,9 mts.





## LINK

**NEW** BY ESTUDI RIBAUDÍ



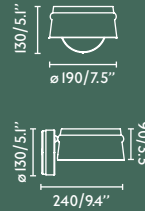
> Floor lamp / Lámpara de pie



GU10 MAX 8W LED not incl. [17316]  
Body steel  
Class II Cable 1,9mts.

## LOOP

BY ESTUDI RIBAUDÍ



> Wall lamp / Aplique

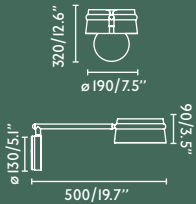


DIMMABLE LED SMD 6W 2700K 500lm  
CRI>80 Driver incl.  
Body metal Shade cherry tree wood  
Class II 100-240V 50/60Hz



## LOOP

BY ESTUDI RIBAUDÍ



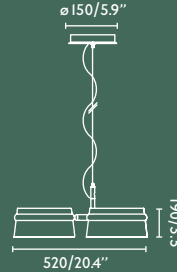
> Wall lamp / Aplique



DIMMABLE LED SMD 6W 2700K 500lm  
CRI>80 Driver incl.  
Body metal Shade cherry tree wood  
Class II 100-240V 50/60Hz

## LOOP

BY ESTUDI RIBAUDÍ



> Suspended / Colgante

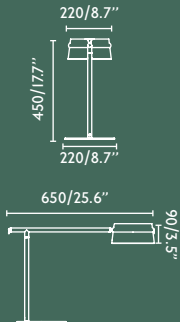


LED SMD 2x6W 2700K 1500lm  
CRI>80 Driver incl.  
Body metal Shade cherry tree wood  
Class II 100-240V 50/60Hz



## LOOP

BY ESTUDI RIBAUDÍ



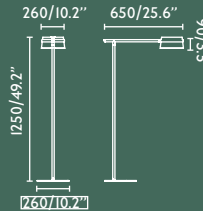
> Table lamp / Sobremesa



DIMMABLE LED SMD 6W 2700K 600lm  
CRI>80 Driver incl.  
Body metal Shade cherry tree wood  
Class II 100-240V 50/60Hz Cable 2mts.

## LOOP

BY ESTUDI RIBAUDÍ



> Floor lamp / Lámpara de pie

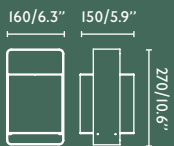


DIMMABLE LED SMD 6W 2700K 600lm  
CRI>80 Driver incl.  
Body metal Shade cherry tree wood  
Class II 100-240V 50/60Hz Cable 2mts.



## LULA

BY MARINA MILA



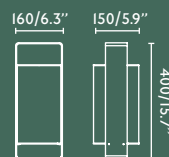
> Table lamp / Sobremesa




E27MAX 15W LED not incl. [17463]  
Body metal Shade textile  
Class II Cable 1,7mts.

## LULA

BY MARINA MILA



> Table lamp / Sobremesa

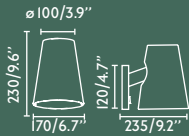


E27 MAX 15W LED not incl. [17463]  
Body metal Shade textile  
Class II Cable 1,7mts.



## LUPE

BY JORDI BUSQUETS



› Wall lamp / Aplique

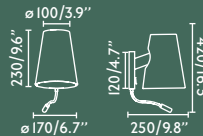


**29995**  
chrome  
+white

E27 MAX 15W LED not incl. [17462]  
Body metal Shade textile  
Class I

## LUPE

BY JORDI BUSQUETS



› Wall lamp / Aplique



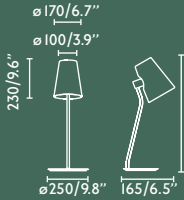
**29996**  
chrome  
+white

E27 MAX 15W LED not incl. [17462] +  
LED HIGH POWER 1W 3000K 100lm  
CRI> 80 Driver incl.  
Body metal Shade textile  
Class I 100-240V 50/60Hz



## LUPE

BY JORDI BUSQUETS



› Table lamp / Sobremesa

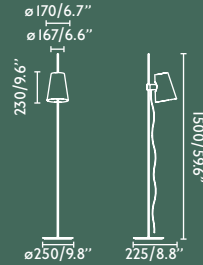


**29997**  
chrome  
+white

E27 MAX 15W LED not incl. [17462]  
Body metal Shade textile  
Class II Cable 2mts.

## LUPE

BY JORDI BUSQUETS



› Floor lamp / Lámpara de pie



**29998**  
chrome  
+white

E27 MAX 15W LED not incl. [17462]  
Body metal Shade textile  
Class II Cable 2mts.



## MINE

**NEW** BY NAHTRANG



› Suspended / Colgante



**28209**   **28210**  
white   dark  
grey

E27 MAX 15W LED not incl. [17463]  
Body metal +wood Diff polycarbonate  
Class II Cable 3mts.

## MINE

BY NAHTRANG



› Suspended / Colgante



**28375**   **28376**  
white   dark  
grey

E27 MAX 15W LED not incl. [17463]  
Body metal +wood Diff opal glass  
Class II Cable 3mts.



## MINE

**NEW** BY NAHTRANG



› Table lamp / Sobremesa



**28211**   **28212**  
white   dark  
grey

E27 MAX 15W LED not incl. [17463]  
Body metal +wood Diff polycarbonate  
Class II Cable 2mts.

## MINE

BY NAHTRANG



› Table lamp / Sobremesa



**28378**   **28379**  
white   dark  
grey

E27 MAX 15W LED not incl. [17463]  
Body metal +wood Diff opal glass  
Class II Cable 2mts.



## MINE

**NEW** BY NAHTRANG



> Suspended / Colgante

**28209-1L** **28210-1L**  
white dark  
grey

E27 MAX 15W LED not incl. [17463]  
Body metal+wood Diff polycarbonate  
Class I  
Cable 1 mt. per section. Total: 2mts.

## MINE

BY NAHTRANG



> Suspended / Colgante

**28375-1L** **28376-1L**  
white dark  
grey

E27 MAX 15W LED not incl. [17463]  
Body metal+wood Diff opal glass  
Class I  
Cable 1 mt. per section. Total: 2mts.

## MINE

**NEW** BY NAHTRANG



> Suspended / Colgante

**28209-2L** **28210-2L**  
white dark  
grey

2 E27 MAX 15W LED not incl. [17463]  
Body metal +wood Diff polycarbonate  
Class I  
Cable 1 mt. per section. Total: 4mts.

## MINE

BY NAHTRANG



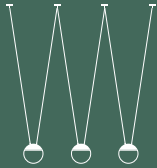
> Suspended / Colgante

**28375-2L** **28376-2L**  
white dark  
grey

2 E27 MAX 15W LED not incl. [17463]  
Body metal +wood Diff opal glass  
Class I  
Cable 1 mt. per section. Total: 4mts.

## MINE

**NEW** BY NAHTRANG




> Suspended / Colgante

**28209-3L** **28210-3L**  
white dark  
grey

3 E27 MAX 15W LED not incl. [17463]  
Body metal +wood Diff polycarbonate  
Class I  
Cable 1 mt. per section. Total: 6mts.

## MINE

BY NAHTRANG



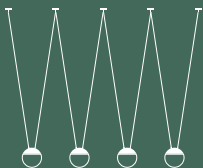
> Suspended / Colgante

**28375-3L** **28376-3L**  
white dark  
grey

3 E27 MAX 15W LED not incl. [17463]  
Body metal +wood Diff opal glass  
Class I  
Cable 1 mt. per section. Total: 6mts.

## MINE

**NEW** BY NAHTRANG



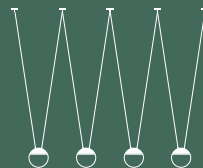
> Suspended / Colgante

**28209-4L** **28210-4L**  
white dark  
grey

4 E27 MAX 15W LED not incl. [17463]  
Body metal +wood Diff polycarbonate  
Class I  
Cable 1 mt. per section. Total: 8mts.

## MINE

BY NAHTRANG



> Suspended / Colgante

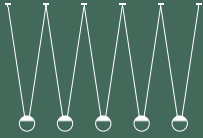
**28375-4L** **28376-4L**  
white dark  
grey

4 E27 MAX 15W LED not incl. [17463]  
Body metal +wood Diff opal glass  
Class I  
Cable 1 mt. per section. Total: 8mts.



## MINE

**NEW** BY NAHTRANG



> Suspended / Colgante

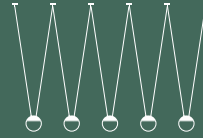


**28209-5L** **28210-5L**  
white dark  
grey grey

5 E27 MAX 15W LED not incl. [I7463]  
Body metal +wood Diff polycarbonate  
Class I  
Cable 1mt. per section. Total: 10mts.

## MINE

BY NAHTRANG



> Suspended / Colgante



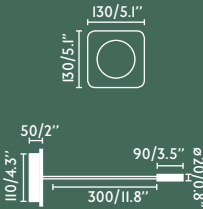
**28375-5L** **28376-5L**  
white dark  
grey grey

5 E27 MAX 15W LED not incl. [I7463]  
Body metal +wood Diff opal glass  
Class I  
Cable 1mt. per section. Total: 10mts.




## MOOD

**NEW** BY NAHTRANG



> Wall lamp / Aplique



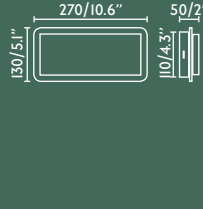
**20060**  
black  
+wood

LED 2W 3000K 105lm  
CRI>80 Driver incl.  
Body wood  
Class II 100-240V 50/60Hz



## MOOD

**NEW** BY NAHTRANG



> Wall lamp / Aplique



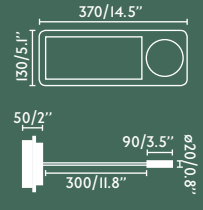
**20061**  
black  
+wood

2 LED 3W 3000K 67lm  
CRI>80 Driver incl.  
Body wood  
Class II 100-240V 50/60Hz



## MOOD

**NEW** BY NAHTRANG



> Wall lamp / Aplique



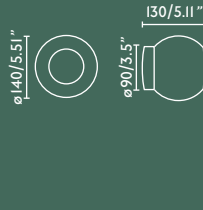
**20062**  
black  
+wood

2 LED 3W 3000K 67lm  
CRI>80 Driver incl.  
Body wood  
Class II 100-240V 50/60Hz

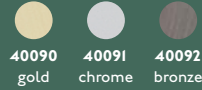


## MOY

**NEW** BY NAHTRANG



> Wall lamp / Aplique



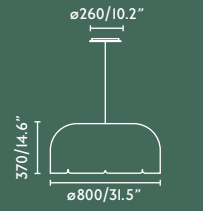
**40090** **40091** **40092**  
gold chrome bronze

LED 4W 3000K 200lm  
CRI>80 Driver incl.  
Body metal Diff glass  
Class I IP44 100-240V 50/60Hz



## MUTE

BY NAHTRANG



> Suspended / Colgante



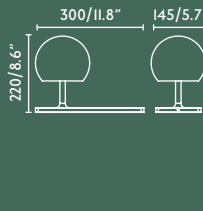
**20101** **20202**  
dark grey dark grey  
+grey +brown

LED SMD 40W 3000K 2100lm  
CRI>80 Driver incl.  
Body metal Diff opal glass  
Shade Recycled PET+Textile Fiber  
Class II 220-240V 50/60Hz



## NIKO

**NEW** BY NAHTRANG



> Table lamp / Sobremesa



**01025**  
white  
+wood

DIMMABLE LED SMD 7W 3000K 530lm  
CRI>80 Driver incl.  
Body metal Diff polycarbonate  
Class II 100-240V 50/60Hz  
Wireless charger included. Qi\* compatible





## NIKO

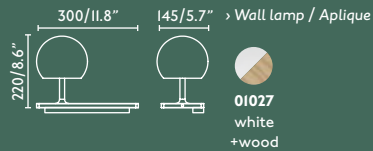
BY NAHTRANG



DIMMABLE LED SMD 7W 3000K 530lm  
CRI>80 Driver incl.  
Body metal Diff opal glass  
Class II 100-240V 50/60Hz  
Wireless charger included. Qi® compatible

## NIKO

**NEW** BY NAHTRANG



DIMMABLE LED SMD 7W 3000K 500lm  
CRI>80 Driver incl.  
Body metal Diff polycarbonate  
Class II 100-240V 50/60Hz  
Wireless charger included. Qi® compatible



## NIKO

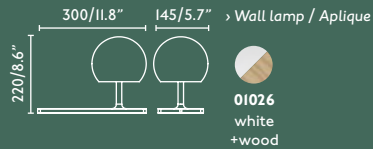
BY NAHTRANG



DIMMABLE LED SMD 7W 3000K 500lm  
CRI>80 Driver incl.  
Body metal Diff opal glass  
Class II 100-240V 50/60Hz  
Wireless charger included. Qi® compatible

## NIKO

**NEW** BY NAHTRANG



DIMMABLE LED SMD 7W 3000K 500lm  
CRI>80 Driver incl.  
Body metal Diff polycarbonate  
Class II 100-240V 50/60Hz  
Wireless charger included. Qi® compatible



## NIKO

BY NAHTRANG



LED SMD 7W 3000K 500lm  
CRI>80 Driver incl.  
Body metal Diff opal glass  
Class II 100-240V 50/60Hz  
Wireless charger included. Qi® compatible

## NIT

BY GOULA/FIGUERA

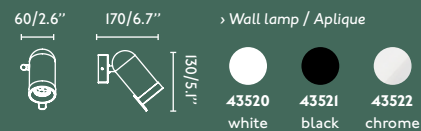


E27 MAX 15W LED not incl. [I7429 or I7464]  
Body metal  
Class II Cable 1,7mts.



## ORLEANS

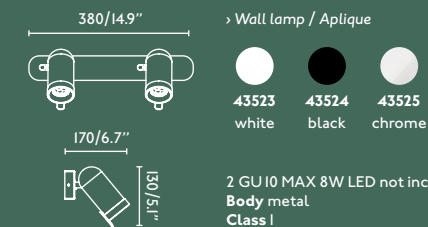
BY NAHTRANG



GU 10 MAX 8W LED not incl. [I7309]  
Body metal  
Class I

## ORLEANS

BY NAHTRANG

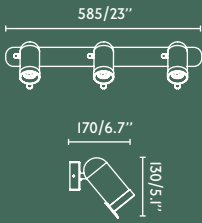


2 GU 10 MAX 8W LED not incl. [I7309]  
Body metal  
Class I



## ORLEANS

BY NAHTRANG



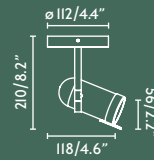
> Wall lamp / Aplique



3 GU10 MAX 8W LED not incl. [I7309]  
Body metal  
Class I

## ORLEANS

BY NAHTRANG



> Ceiling / Plafón



GU10 MAX 8W LED not incl. [I7309]  
Body metal Class I

## ORLEANS

BY NAHTRANG



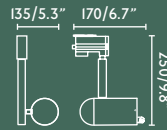
> Ceiling / Plafón



2 GU10 MAX 8W LED not incl. [I7309]  
Body metal Diff polycarbonate  
Class I

## ORLEANS

NEW BY NAHTRANG



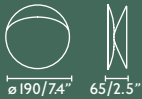
> Track projector / Proyector de carril



GU10 MAX 8W LED not incl. [I7309]  
Body metal  
Class I

## OVO

BY ESTUDI RIBAUDÍ



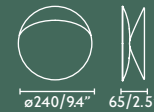
> Wall lamp / Aplique



R7s 78 MAX 8W LED [I7488]  
Body metal  
Class I 100-240V 50/60Hz

## OVO

BY ESTUDI RIBAUDÍ



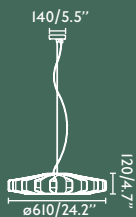
> Wall lamp / Aplique



R7s I18 MAX 15W LED [I7497]  
Body metal  
Class I 100-240V 50/60Hz

## PAULINE

BY NAHTRANG



> Suspended / Colgante



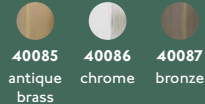
PUSH DIMMABLE LED SMD 24W 2700K  
1920lm CRI>80 Driver incl.  
Body metal +wood Diff polycarbonate  
Class II 220-240V 50/60Hz Cable 1,5mts.

## PERLA

NEW BY ÀLEX & MANEL LLUSCÀ



> Wall lamp / Aplique

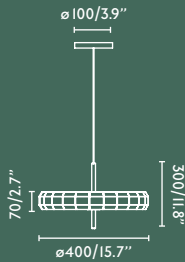


G9 MAX 6W LED not incl. [I7443]  
Body metal Diff opal+clear glass  
Class II IP44



## PHILL

BY NAHTRANG



> Suspended / Colgante



**20099**  
wood

PUSH DIMMABLE LED SMD 24W 3000K  
1700lm CRI>80 Driver incl.  
Body metal +wood Diff polycarbonate  
Class II 220-240V 50/60Hz Cable 1,2mts.



## PIXIE

NEW BY NAHTRANG



> Wall lamp / Aplique



**24015**  
white

**24016**  
black

LED HIGH POWER 3W 2700K 150Lm  
CRI>80 Driver incl.  
Body metal Class II 100-240V50/60Hz



## PLEC

BY ÀLEX & MANEL LLUSCÀ



> Suspended / Colgante



**66210**  
old brown

**66211**  
off white

LED SMD 15W 3000K 1200Lm  
CRI>80 Driver incl.  
Body steel Diff PVC  
Class II IP44 220-240V 50/60Hz  
Cable 1,5mts.



## PLEC

BY ÀLEX & MANEL LLUSCÀ



> Suspended / Colgante



**66214**  
old brown

**66215**  
off white

LED SMD 15W 2700K 2400Lm  
CRI>80 Driver incl.  
Body steel Diff PVC  
Class II IP44 220-240V 50/60Hz



## PHILL MINI

NEW BY NAHTRANG



> Suspended / Colgante



**20098**  
wood

PUSH DIMMABLE LED SMD 12W 3000K  
750Lm CRI>80 Driver incl.  
Body metal +wood Diff polycarbonate  
Class II 220-240V 50/60Hz Cable 1,8mts.



## PLEC

BY ÀLEX & MANEL LLUSCÀ



> Suspended / Colgante



**66208**  
old brown

**66209**  
off white

LED SMD 15W 3000K 1200Lm  
CRI>80 Driver incl.  
Body steel Diff PVC  
Class II IP44 220-240V 50/60Hz



## PLEC

BY ÀLEX & MANEL LLUSCÀ



> Suspended / Colgante



**66212**  
old brown

**66213**  
off white

LED SMD 15W 3000K 1200Lm  
CRI>80 Driver incl.  
Body steel Diff PVC  
Class II IP44 220-240V 50/60Hz



## PLUMA

BY NAHTRANG



> Suspended / Colgante



**64170**  
white

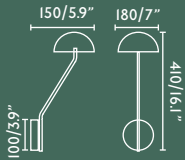
**64172**  
black  
+gold

LED SMD 6W 3000K 450Lm  
CRI>80 Driver incl.  
Body aluminium  
Class II 100-240V 50/60Hz Cable 1,5mts.

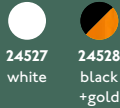


## PURE

BY NAHTRANG



> Wall lamp / Applique



LED SMD 6W 3000K 500lm  
CRI>80 Driver incl.  
Body metal Diff transparent PMMA  
Class II 100-240V 50/60Hz



## REM

BY ÁLEX & MANEL LLUSCÀ

> Optional Shades/ Pantallas opcionales



> Wall lamp / Applique



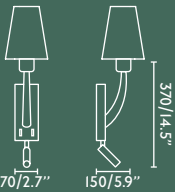
E27 MAX 15W LED not incl. [I7463]  
Body metal Shade not incl.  
Class I



## REM

BY ÁLEX & MANEL LLUSCÀ

> Optional Shades/ Pantallas opcionales



> Wall lamp / Applique



1 X E27 MAX 15W LED not incl. [I7463]  
+ SMD LED 4W 3000K 120Lm 4W 3000K  
120lm CRI>80 Driver incl.  
Body metal Shade not incl.  
Class I 100-240V 50/60Hz



## REM

BY ÁLEX & MANEL LLUSCÀ

> Optional Shades/ Pantallas opcionales



> Table lamp / Sobremesa



E27 MAX 15W LED not incl. [I7463]  
Body metal Shade not incl.  
Class II Cable 1,6mts.

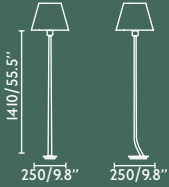




## REM

BY ÀLEX & MANEL LLUSCÀ

> Optional Shades/ Pantallas opcionales



> Floor lamp / Lámpara de pie



E27 MAX 15W LED not incl. [17463]  
Body metal Shade not incl.  
Class II Cable 2 mts.

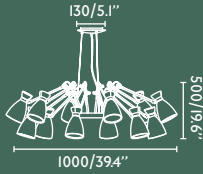


## RETRO

BY ÀLEX & MANEL LLUSCÀ

## RING

BY ÀLEX & MANEL LLUSCÀ



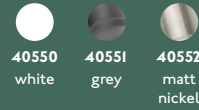
> Suspended / Colgante



I2 E14 MAX 8W LED not incl. [17461]  
Body metal  
Class I Cable 3 mts.



> Spotlight / Projector



GU10 MAX 8W LED not incl. [17324]  
Body metal Class I

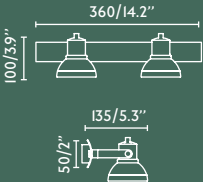


## RING

BY ÀLEX & MANEL LLUSCÀ

## RING

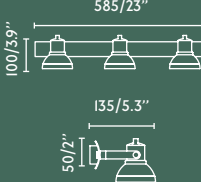
BY ÀLEX & MANEL LLUSCÀ



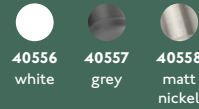
> Spotlight / Projector



2 GU10 MAX 8W LED not incl. [17324]  
Body metal  
Class I



> Spotlight / Projector



3 GU10 MAX 8W LED not incl. [17324]  
Body metal Class I

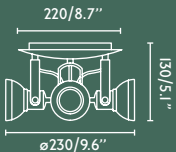


## RING

BY ÀLEX & MANEL LLUSCÀ

## RING

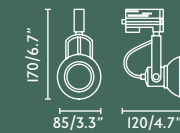
BY ÀLEX & MANEL LLUSCÀ



> Spotlight / Projector



4 GU10 MAX 8W LED not incl. [17324]  
Body metal  
Class I



> Track projector / Proyector de carril

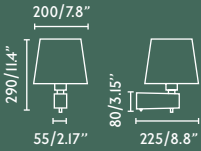


GU10 MAX 8W LED not incl. [17324]  
Body metal  
Class I




## ROOM

BY ÀLEX & MANEL LLUSCÀ



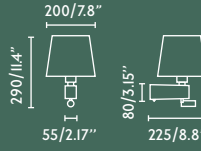
> Wall lamp / Applique




E27 MAX 15W LED not incl. [17463]  
**Body metal Shade textile**  
**Class I**

## ROOM

BY ÀLEX & MANEL LLUSCÀ



> Wall lamp / Applique

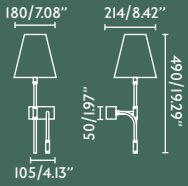


E27 MAX 15W LED not incl. [17463] + LED  
**HIGH POWER 3W 3000K 200lm CRI>80**  
**Driver incl.**  
**Body metal Shade textile**  
**Class I 100-240V 50/60Hz**

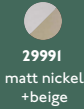


## SABANA

BY PEPE LLAUDET



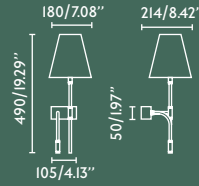
> Wall lamp / Applique



E27 MAX 15W LED not incl. [17462] + LED  
**HIGH POWER 1W 4000K CRI>80 Driver incl.**  
**Body metal Shade textile**  
**Class I 100-240V 50/60Hz**

## SABANA

BY PEPE LLAUDET



> Wall lamp / Applique

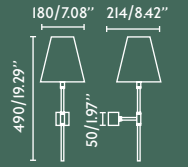


E27 MAX 15W LED not incl. [17462] + LED  
**HIGH POWER 1W 4000K CRI>80 Driver incl.**  
**Body metal Shade textile**  
**Class I 100-240V 50/60Hz**



## SABANA

BY PEPE LLAUDET



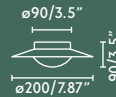
> Wall lamp / Applique



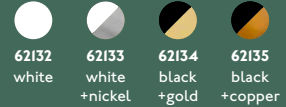
E27 MAX 15W LED not incl. [17462]  
**Body metal Shade textile**  
**Class I**

## SIDE

BY ÀLEX & MANEL LLUSCÀ



> Surface / Superficie



G9 MAX 6W LED not incl. [17443]  
**Body metal Diff opal glass**  
**Class I**

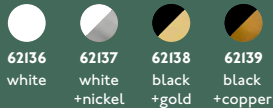


## SIDE

BY ÀLEX & MANEL LLUSCÀ



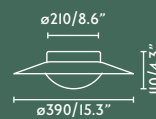
> Suspended / Colgante



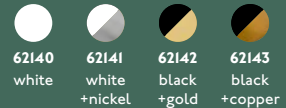
G9 MAX 6W LED not incl. [17443]  
**Body metal Diff opal glass**  
**Class II Cable 1,2mts.**

## SIDE

BY ÀLEX & MANEL LLUSCÀ



> Surface / Superficie

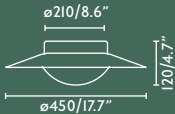


LED SMD 15W 3000K 1200lm  
**CRI>80 Driver incl.**  
**Body metal Diff opal glass**  
**Class I 100-240V 50/60Hz**

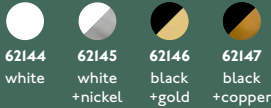


## SIDE

BY ÀLEX & MANEL LLUSCÀ



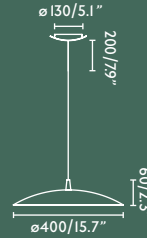
> Surface / Superficie



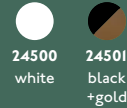
LED SMD 20W 3000K 1600lm  
CRI>80 Driver incl.  
Body metal Diff opal glass  
Class I 100-240V 50/60Hz

## SLIM

BY ÀLEX & MANEL LLUSCÀ



> Suspended / Colgante

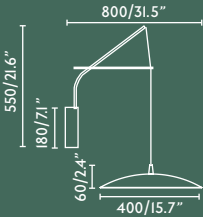


SMD LED 20W 3000K 1150lm  
CRI>80 Driver incl.  
Body metal Diff opal glass  
Class II 220-240V 50/60Hz Cable 2mts.

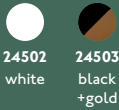


## SLIM

NEW BY ÀLEX & MANEL LLUSCÀ



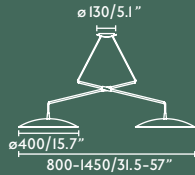
> Suspended / Colgante



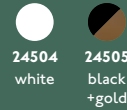
SMD LED 20W 3000K 1150lm  
CRI>80 Driver incl.  
Body metal Diff opal glass  
Class II 100-240V 50/60Hz Cable 2mts.

## SLIM

BY ÀLEX & MANEL LLUSCÀ



> Suspended / Colgante

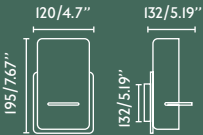


2 SMD LED 20W 3000K 2300lm  
CRI>80 Driver incl.  
Body metal Diff opal glass  
Class II 220-240V 50/60Hz Cable 2mts.




## SMILE

BY JORDI BUSQUETS



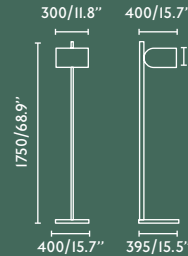
> Wall lamp / Aplique



E27 MAX 15W LED not incl. [17463]  
Body metal  
Class II

## STAND-UP

BY ESTUDI RIBAUDÍ



> Floor lamp / Lámpara de pie

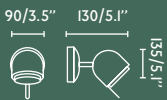


E27 MAX 15W LED not incl. [17463]  
Body aluminium Shade textile  
Class II Cable 2mts.



## STONE

BY ÀLEX & MANEL LLUSCÀ



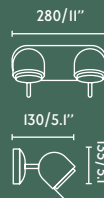
> Wall lamp / Aplique



GU10 MAX 8W LED not incl. [17324]  
Body metal +concrete  
Class II

## STONE

BY ÀLEX & MANEL LLUSCÀ



> Wall lamp / Aplique

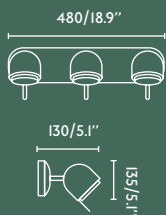


2 GU10 MAX 8W LED not incl. [17324]  
Body metal +concrete  
Class II



## STONE

BY ÀLEX & MANEL LLUSCÀ



> Wall lamp / Aplique

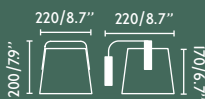


**43502**  
grey

3 GU10 MAX 8W LED not incl. [I7324]  
Body metal +concrete  
Class II

## STOOD

BY LUCID



> Wall lamp / Aplique



**29844**  
black  
+wood

E27 MAX 15W LED not incl. [I7462]  
Body metal Shade cherry tree wood  
Class II Cable 1,76mts.



## STOOD

BY LUCID



> Wall lamp / Aplique



**29845**  
black  
+wood

E27 MAX 15W LED not incl. [I7462]  
Body metal Shade cherry tree wood  
Class II Cable 2,4mts.



## STOOD

BY LUCID



> Table lamp / Sobremesa



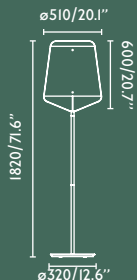
**29846**  
black  
+wood

E27 MAX 15W LED not incl. [I7464]  
Body metal Shade cherry tree wood  
Class II Cable 1,76mts.



## STOOD

BY LUCID



> Floor lamp / Lámpara de pie



**29847**  
black  
+wood

E27 MAX 15W LED not incl. [I7464]  
Body metal Shade cherry tree wood  
Class II Cable 2mts.



## STOOD

BY LUCID



> Suspended / Colgante



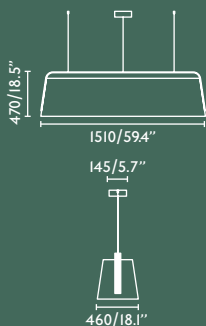
**29848**  
black  
+wood

E27 MAX 15W LED not incl. [I7464]  
Body metal Shade cherry tree wood  
Class II Cable 2,1mts.



## STOOD

BY LUCID



> Suspended / Colgante

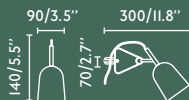


**29849**  
black  
+wood

5 E27 MAX 15W LED not incl. [I7464]  
Body metal Shade cherry tree wood  
Class II Cable 2,2mts.

## STUDIO

BY NAHTRANG



> Clip / Pinza



**51133**  
black  
+cream



**51134**  
chrome  
+white



**51135**  
white



**51136**  
grey  
+white

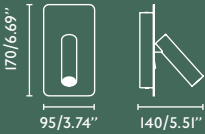
E14 MAX 8W LED not incl. [I7461]  
Body metal  
Class II Cable 1,8mts.





## SUAU

NEW BY NAHRANG



> Wall lamp / Applique




LED HIGH POWER 3W 3000K 140lm  
CRI>80 Driver incl.  
Body steel  
Class I 100-240V 50/60Hz

## SUAU

BY NAHRANG



> Wall Lamp / Applique



LED HIGH POWER 3W 3000K 140lm  
CRI>80 Driver incl.  
Body steel  
Class I 100-240V 50/60Hz




## SUAU

BY NAHRANG



> Wall lamp / Applique



LED HIGH POWER 3W 3000K 140lm  
CRI>80 Driver incl.  
Body steel  
Class I 100-240V 50/60Hz



## SUAU

BY NAHRANG



> Recessed / Empotrable

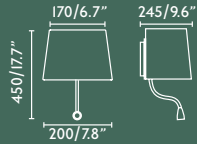


LED HIGH POWER 3W 3000K 140lm  
CRI>80 Driver incl.  
Body steel  
Class I 100-240V 50/60Hz

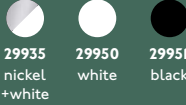


## SWEET

BY ESTUDI RIBAUDÍ



> Wall lamp / Applique



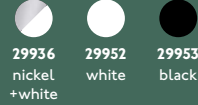
E27 MAX 15W LED not incl. [17463]  
+ LED HIGH POWER 1W 3000K 200lm  
CRI>80 Driver incl.  
Body steel Shade textile  
Class I 100-240V 50/60Hz

## SWEET

BY ESTUDI RIBAUDÍ



> Wall lamp / Applique

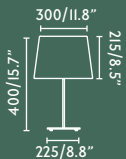


E27 MAX 15W LED not incl. [17463]  
Body steel Shade textile  
Class I

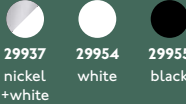


## SWEET

BY ESTUDI RIBAUDÍ



> Table lamp / Sobremesa

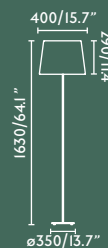


E27 MAX 15W LED not incl. [17463]  
Body steel Shade textile  
Class II Cable 1,9mts.

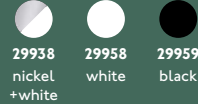


## SWEET

BY ESTUDI RIBAUDÍ



> Floor lamp / Lámpara de pie



E27 MAX 15W LED not incl. [17464]  
Body steel Shade textile  
Class II Cable 1,7mts.



## SWEET

BY ESTUDI RIBAUDÍ



> Suspended / Colgante

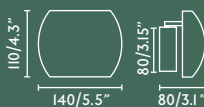


**29939**  
nickel  
+white

E27 MAX 15W LED not incl. [17464]  
Body steel Shade textile  
Class I Cable 1,5mts.

## SWING

BY ÀLEX & MANEL LLUSCÀ



> Wall lamp / Aplique



**62112**  
chrome



**62113**  
white

COB LED 6W 3000K 160lm  
CRI>80 Driver incl.  
Body metal  
Class II 100-240V 50/60Hz



## TAKE AWAY

BY NAHTRANG



> Portable / Portàtil



**01015**  
white



**01016**  
black

LED 3W 3000K 300lm  
CRI>80 Driver incl.  
Body polycarbonate Diff silicone  
Base wood  
Class III  
MicroUSB charging port. Wire included.

## TAKE AWAY

BY NAHTRANG



> Wall accessory / Accesorio aplique



**01017**  
wood

Body wood



## TEN

BY FARO TEAM



> Wall lamp / Aplique



**62150**  
matt white



**62151**  
matt black



**62152**  
old gold



**62153**  
satin gold



**62154**  
copper



**62155**  
matt nickel

E27 MAX 15W LED not incl. [17429 or 17464]  
Body aluminium  
Class II

## TEN

BY FARO TEAM



> Table lamp / Sobremesa



**62156**  
copper



**62157**  
satin gold

E27 MAX 15W LED not incl. [17429 or 17464]  
Body aluminium  
Class II Cable 1,8mts.



## TENDER

**NEW** BY NAHTRANG



> Ceiling / Plafón



**20094**  
black



**20095**  
white

LED SMD 24W 3000K 1369lm  
CRI>80 Driver incl.  
Body metal +wood Diff opal PMMA  
Class II 100-240V 50/60Hz

## TREE

BY ESTUDI RIBAUDÍ



> Suspended / Colgante



**29864**  
black



**29865**  
white

E27 MAX 15W LED not incl. [17463]  
Body metal Shade textile  
Class I Cable 1,3mts.



## TREE

BY ESTUDI RIBAUDÍ



> Table lamp / Sobremesa



E27 MAX 15W LED not incl. [17464]  
**Body metal Shade textile**  
**Class II Cable 1,8mts.**

## TREE

BY ESTUDI RIBAUDÍ



> Floor lamp / Lámpara de pie

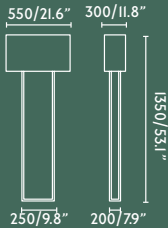


E27 MAX 15W LED not incl. [17464]  
**Body metal Shade textile**  
**Class II Cable 2mts.**




## VESPER

BY NAHTRANG



> Floor lamp / Lámpara de pie

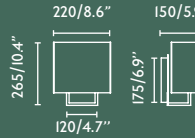


2 E27 MAX 15W LED not incl. [17463]  
**Body metal Shade textile**  
**Class II Cable 3,5mts.**




## VESPER

BY NAHTRANG



> Wall lamp / Aplique

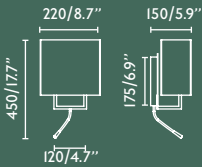


E14 MAX 8W LED not incl. [17461]  
**Body metal Shade textile**  
**Class I**




## VESPER

BY NAHTRANG



> Wall lamp / Aplique

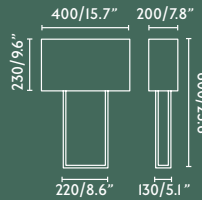


E14 MAX 8W LED not incl. [17461]  
 + LED HIGH POWER 1W 3000K 120lm  
 CRI>80 Driver incl.  
**Body metal Shade textile**  
**Class I 100-240V 50/60Hz**




## VESPER

BY NAHTRANG



> Table lamp / Sobremesa

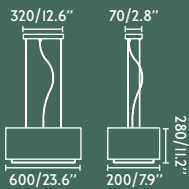


2 E27 MAX 15W LED not incl. [17463]  
**Body metal Shade textile**  
**Class II Cable 1,7mts.**




## VESPER

BY NAHTRANG



> Suspended / Colgante



2 E27 MAX 15W LED not incl. [17463]  
**Body metal Shade textile**  
**Class I Cable 2mts.**




## VESPER

BY NAHTRANG



> Suspended / Colgante

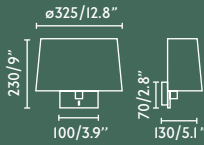


3 E27 MAX 15W LED not incl. [17463]  
**Body metal Shade textile**  
**Class I Cable 2mts.**



## VOLTA

BY ESTUDI RIBAUDÍ



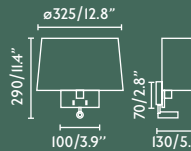
> Wall lamp / Aplique



E27 MAX 15W LED not incl. [17463]  
**Body metal Shade textile**  
**Class I**

## VOLTA

BY ESTUDI RIBAUDÍ



> Wall lamp / Aplique



E27 MAX 15W LED not incl. [17463]  
 + LED HIGH POWER 3W 3000K 200lm  
 CRI> 80 Driver incl.  
**Body metal Shade textile**  
**Class I 100-240V 50/60Hz**



## VOLTA

BY ESTUDI RIBAUDÍ



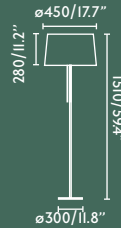
> Table lamp / Sobremesa



E27 MAX 15W LED not incl. [17463]  
**Body metal Shade textile**  
**Class II Cable 2mts.**

## VOLTA

BY ESTUDI RIBAUDÍ



> Floor lamp / Lámpara de pie



E27 MAX 15W LED not incl. [17463]  
**Body metal Shade textile**  
**Class II Cable 2mts.**



## WHIZZ

BY CHRISTOPH F. WAGNER



> Suspended / Colgante



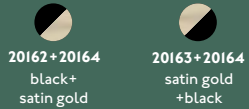
E27 MAX 15W LED not incl. [17426]  
**Body metal**  
**Class II Cable 1,5mts.**

## WHIZZ

BY CHRISTOPH F. WAGNER



> Floor lamp / Lámpara de pie

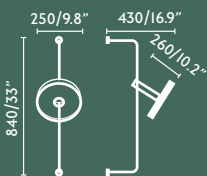


E27 MAX 15W LED not incl. [17426]  
**Body metal**  
**Class II Cable 3mts.**



## WHIZZ

BY CHRISTOPH F. WAGNER



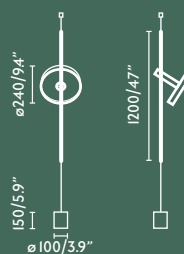
> Wall lamp / Aplique



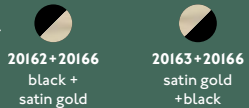
E27 MAX 15W LED not incl. [17426]  
**Body metal**  
**Class II 100-240V 50/60Hz**

## WHIZZ

**NEW** BY CHRISTOPH F. WAGNER



> Suspended / Colgante



E27 MAX 15W LED not incl. [17426]  
**Body metal**  
**Class II 100-240V 50/60Hz Cable 3,7mts.**





## WHIZZ

**NEW** BY CHRISTOPH F. WAGNER

› Wall lamp / Applique

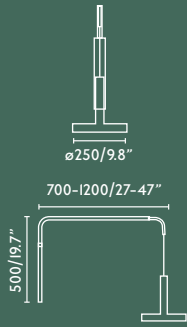


**20167**  
black +  
satin gold



**20168**  
satin gold  
+black

E27 MAX 15W LED not incl. [17426]  
Body metal  
Class I Cable 2mts.



## WINCH

BY ÁLEX & MANEL LLUSCÀ

› Wall lamp / Applique



**66200**  
brown

E27 MAX 15W LED not incl. [17463]  
Body metal Diff glass  
Class I



## WINCH

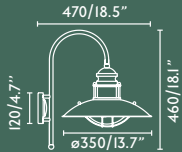
BY ÁLEX & MANEL LLUSCÀ

› Wall lamp / Applique



**66201**  
brown

E27 MAX 15W LED not incl. [17463]  
Body metal Diff glass  
Class I



## WINCH

BY ÁLEX & MANEL LLUSCÀ

› Suspended / Colgante



**66204**  
brown

E27 MAX 15W LED not incl. [17463]  
Body metal Diff glass  
Class I Cable 1mt.



## WINCH

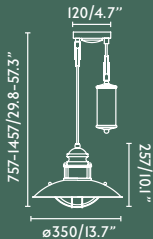
BY ÁLEX & MANEL LLUSCÀ

› Suspended / Colgante



**66205**  
brown

E27 MAX 15W LED not incl. [17463]  
Body metal Diff glass  
Class I Cable 1,2mts.



320  
321

## ALFA

**NEW** BY ALEX & MANEL LLUSCÀ



› Projector/ Proyector

**70026**  
dark  
grey

LED COB 15W 4000K 1000Lm  
CRI>80 Driver incl.  
Body die cast aluminium  
Diff transparent glass  
Class I IP65 100-240V 50/60Hz

## ALFA

BY ALEX & MANEL LLUSCÀ



› Projector/ Proyector

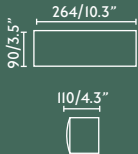
**70025**  
dark  
grey

LED COB 14W 3000K 900Lm  
CRI>80 Driver incl.  
Body die cast aluminium  
Diff transparent glass  
Class I IP65 100-240V 50/60Hz



## ANCORA

BY ALEX & MANEL LLUSCÀ



› Wall lamp / Aplique

**74401**  
dark  
grey

E27 MAX 15W LED not incl. [17463]  
Body die cast aluminium  
Diff opal PMMA  
Class I IP44

## BLOCK

**NEW** BY ALEX & MANEL LLUSCÀ



› Wall lamp / Aplique

**74139**  
concrete

E27 MAX 15W LED not incl. [17463]  
Body concrete  
Diff opal polycarbonate  
Class II IP65



## BLOCK

**NEW** BY ALEX & MANEL LLUSCÀ



› Beacon / Baliza

**74141**  
concrete

E27 MAX 15W LED not incl. [17463]  
Body concrete  
Diff opal polycarbonate  
Class II IP65

## BLOCK

**NEW** BY ALEX & MANEL LLUSCÀ



› Beacon / Baliza

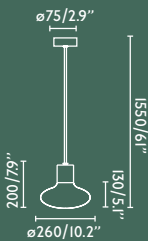
**74142**  
concrete

E27 MAX 15W LED not incl. [17463]  
Body die cast aluminium  
Diff opal polycarbonate  
Class II IP65



## BLUB'S

BY FARO TEAM



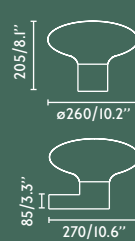
› Suspended / Colgante

**74427+74430**  
dark  
grey

E27 MAX 15W LED not incl. [17437]  
Body die cast aluminium  
Diff opal PMMA  
Class I IP44 Cable 1,5mts.

## BLUB'S

BY ESTUDI RIBAUDÍ



› Wall lamp / Aplique

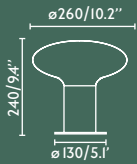
**74432+74430**  
dark  
grey

E27 MAX 15W LED not incl. [17437]  
Body die cast aluminium  
Diff opal PMMA  
Class I IP44



## BLUB'S

BY ESTUDI RIBAUDÍ



> Post lamp / Sobremuro

**74433+74430**  
dark  
grey

E27 MAX 15W LED not incl. [17437]  
**Body** die cast aluminium  
**Diff** opal PMMA  
**Class** I IP44



## BLUB'S

BY ESTUDI RIBAUDÍ



> Beacon / Baliza

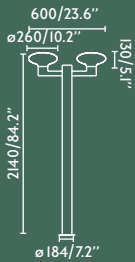
**74434+74430**  
dark  
grey

E27 MAX 15W LED not incl. [17437]  
**Body** die cast aluminium  
**Diff** opal PMMA  
**Class** I IP44



## BLUB'S

BY ESTUDI RIBAUDÍ



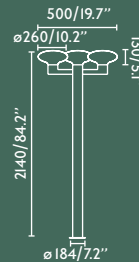
> Pole lamp/ Farola

**74435+74430**  
dark  
grey

2 E27 MAX 15W LED not incl. [17437]  
**Body** die cast aluminium  
**Diff** opal PMMA  
**Class** I IP44

## BLUB'S

BY ESTUDI RIBAUDÍ



> Pole lamp/ Farola

**74436+74430**  
dark  
grey

3 E27 MAX 15W LED not incl. [17437]  
**Body** die cast aluminium  
**Diff** opal PMMA  
**Class** I IP44



## BRONX

BY ALEX & MANEL LLUSCÀ



> Wall lamp / Aplique

**71194** brown  
**71195** white  
**71196** dark grey

GU 10 MAX 8W LED not incl. [17324]  
**Body** aluminium  
**Diff** glass  
**Class** I IP44

## BU-OH

BY ESTUDI RIBAUDÍ



> Pole lamp/ Farola

**71209**  
dark  
grey

LED SMD 40W 3000K 2700Lm  
CRI>80 Driver incl.  
**Body** die cast aluminium  
**Diff** opal polycarbonate  
**Class** I IP65 100-240V 50/60Hz



## BU-OH

BY ESTUDI RIBAUDÍ



> Wall lamp / Aplique

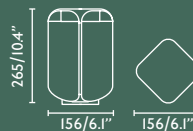
**71212** dark grey  
**71215** white

LED SMD 12W 3000K 310Lm  
CRI>80 Driver incl.  
**Body** die cast aluminium  
**Diff** opal polycarbonate  
**Class** I IP65 100-240V 50/60Hz



## BU-OH

BY ESTUDI RIBAUDÍ



> Beacon / Baliza

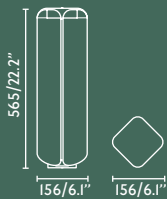
**71213**  
dark  
grey

LED SMD 12W 3000K 310Lm  
CRI>80 Driver incl.  
**Body** die cast aluminium  
**Diff** opal polycarbonate  
**Class** I IP65 100-240V 50/60Hz



## BU-OH

BY ESTUDI RIBAUDÍ



› Beacon / Baliza



**71214**  
dark  
grey

LED SMD 12W 3000K 310Lm  
CRI>80 Driver incl.  
Body die cast aluminium  
Diff opal polycarbonate  
Class I IP65 100-240V 50/60Hz

## CAT

BY NAHTRANG



› Portable / Portàtil



**71562**  
black



**71563**  
white



**71564**  
red

E27 MAX 15W LED not incl. [17463]  
Body aluminium  
Diff PEMD  
Class II IP54 Cable 5mts.



## CAT

BY NAHTRANG



› Accessory / Accesorio



**71556**  
black

Body die cast aluminium



## CERES

BY ALEX & MANEL LLUSCÀ



› Wall lamp / Aplique



**71607**  
black

E27 MAX 15W LED not incl. [17437]  
Body die cast aluminium  
Diff opal glass  
Class I IP44



## CERES

BY ALEX & MANEL LLUSCÀ



› Wall lamp / Aplique



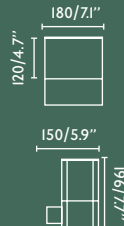
**71608**  
black

2 E27 MAX 15W LED not incl. [17437]  
Body die cast aluminium  
Diff opal glass  
Class I IP44



## DATNA

BY ALEX & MANEL LLUSCÀ



› Wall lamp / Aplique



**74440**  
dark  
grey

E27 MAX 15W LED not incl. [17463]  
Body die cast aluminium  
Diff polycarbonate  
Class I IP44



## DATNA

BY ALEX & MANEL LLUSCÀ



› Post lamp / Sobremuro



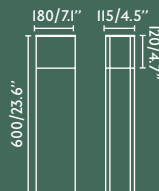
**74441**  
dark  
grey

E27 MAX 15W LED not incl. [17463]  
Body die cast aluminium  
Diff opal polycarbonate  
Class I IP44



## DATNA

BY ALEX & MANEL LLUSCÀ



› Beacon / Baliza



**74442**  
dark  
grey

E27 MAX 15W LED not incl. [17463]  
Body die cast aluminium  
Diff opal polycarbonate  
Class I IP44

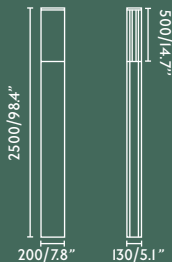




## DATNA

BY ALEX & MANEL LLUSCÀ

› Pole lamp/ Farola



**74444**  
dark  
grey

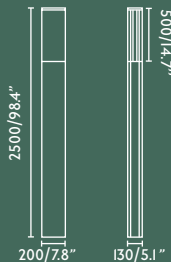
2G II 55W not incl.  
**Body** die cast aluminium  
**Diff** opal polycarbonate  
**Class** I IP65 220-240V 50/60Hz



## DATNA

BY ALEX & MANEL LLUSCÀ

› Pole lamp/ Farola



**74444E**  
dark  
grey

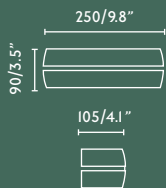
LED SMD 36W 3000K 2700Lm  
CRI>80 Driver incl.  
**Body** die cast aluminium  
**Diff** opal polycarbonate  
**Class** I IP65 220-240V 50/60Hz



## DRAGMA

**NEW** BY ALEX & MANEL LLUSCÀ

› Wall lamp / Aplique



**71362L**  
dark  
grey

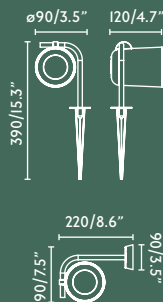
LED SMD 15W 3000K 500Lm  
CRI>80 Driver incl.  
**Body** die cast aluminium  
**Diff** transparent glass  
**Class** I IP65 100-240V 50/60Hz



## FLOW

BY ALEGRE DESIGN

› Spike / Estaca



**71546**  
black

**71547**  
beige

GU 10 MAX 8W LED not incl. [17324]  
**Body** polycarbonate  
**Diff** PEMD



## FLOW

BY ALEGRE DESIGN

› Accessory / Accesorio



**71548**  
black

**71549**  
beige

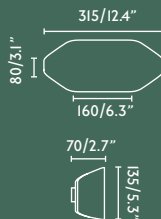
**Body** metal



## FUTURE

BY ESTUDI RIBAUDÍ

› Wall lamp / Aplique



**71516**  
white

**71517**  
dark  
grey

E27 MAX 15W LED not incl. [17437]  
**Body** polycarbonate  
**Diff** ABS  
**Class** II IP44



## GROW

BY ESTUDI RIBAUDÍ

› Wall lamp / Aplique



**71205**  
dark  
grey

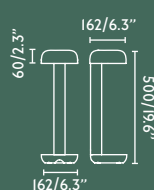
LED SMD 9W 3000K 720Lm  
CRI>80 Driver incl.  
**Body** die cast aluminium  
**Diff** polycarbonate  
**Class** I IP44 100-240V 50/60Hz



## GROW

BY ESTUDI RIBAUDÍ

› Beacon / Baliza



**71206**  
dark  
grey

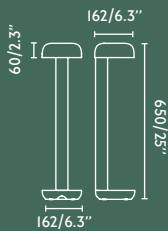
LED SMD 9W 3000K 720Lm  
CRI>80 Driver incl.  
**Body** die cast aluminium  
**Diff** polycarbonate  
**Class** I IP65 100-240V 50/60Hz



324  
325

## GROW

BY ESTUDI RIBAUDÍ



> Beacon / Baliza




LED SMD 9W 3000K 720Lm  
CRI>80 Driver incl.  
Body die cast aluminium  
Diff polycarbonate  
Class II IP65 100-240V 50/60Hz

## GROW

BY ESTUDI RIBAUDÍ



> Accessory / Accesorio



Body polycarbonate



## HALF

BY NAHTRANG



> Wall lamp / Aplique

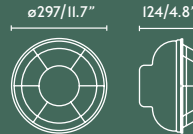


LED SMD 20W 3000K 1350Lm  
CRI>80 Driver incl.  
Body die cast aluminium  
Diff opal glass  
Class II IP65 100-240V 50/60Hz



## HELMET

BY ALEX & MANEL LLUSCÀ



> Ceiling / Plafón

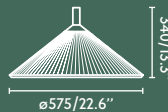


2 E27 MAX 15W LED not incl. [17437]  
Body metal  
Diff opal glass  
Class II IP44



## HUE

BY NAHTRANG



> Portable / Portátil



E27 MAX 15W LED not incl. [17463]  
Body die cast aluminium  
Diff opal polycarbonate  
Class II IP65 Cable 3mts.



## HUE

BY NAHTRANG



> Floor lamp / Lámpara de pie

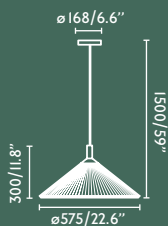


E27 MAX 15W LED not incl. [17463]  
Body die cast aluminium  
Diff opal polycarbonate  
Class II IP65 Cable 2mts.



## HUE

BY NAHTRANG



> Suspended / Colgante



E27 MAX 15W LED not incl. [17463]  
Body die cast aluminium  
Diff opal polycarbonate  
Class II IP44 Cable 1,2mts.




## KLAMP

BY ALEX & MANEL LLUSCÀ



> Wall lamp / Aplique

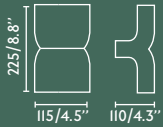


GU 10 MAX 8W LED not incl. [17317]  
Body die cast aluminium  
Diff opal glass  
Class II IP44



## KLAMP

BY ALEX & MANEL LLUSCÀ



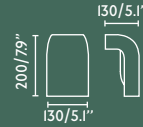
> Wall lamp / Applique

**74408**  
dark  
grey

2 GU10 MAX 8W LED not incl. [17317]  
Body die cast aluminium  
Diff opal glass  
Class I IP44

## KLAMP

BY ALEX & MANEL LLUSCÀ



> Wall lamp / Applique

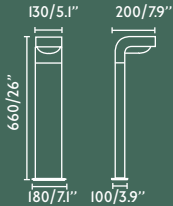
**74409**  
dark  
grey

E27 MAX 15W LED not incl. [17463]  
Body die cast aluminium  
Diff opal glass  
Class I IP44



## KLAMP

BY ALEX & MANEL LLUSCÀ



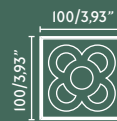
> Beacon / Baliza

**74411**  
dark  
grey

E27 MAX 15W LED not incl. [17463]  
Body steel  
Diff opal polycarbonate  
Class I IP44

## LAMPANOT

NEW BY CRISTINA BORRÀS



> Portable / Portàtil

**70496**  
white

LED SMD 1W 3000K 80Lm  
CRI>80 Driver incl.  
Body opal PEMD  
Class III IP54 DCSV-1A  
MicroUSB charging port. Wire included.



## LOTUS

NEW BY ESTUDI RIBAUDÍ



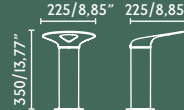
> Wall lamp / Applique

**71222** white  
**71223** dark  
grey

LED COB 18W 3000K 1120Lm  
CRI>80 Driver incl.  
Body aluminium  
Diff polycarbonate  
Class I IP65 100-240V 50/60Hz

## LOTUS

NEW BY ESTUDI RIBAUDÍ



> Beacon / Baliza

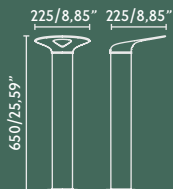
**71224**  
dark  
grey

LED COB 18W 3000K 1120Lm  
CRI>80 Driver incl.  
Body aluminium  
Diff polycarbonate  
Class I IP65 100-240V 50/60Hz



## LOTUS

NEW BY ESTUDI RIBAUDÍ



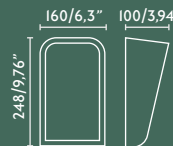
> Beacon / Baliza

**71225**  
dark  
grey

LED COB 18W 3000K 1120Lm  
CRI>80 Driver incl.  
Body aluminium  
Diff opal polycarbonate  
Class I IP65 100-240V 50/60Hz

## MASK

NEW BY LUCID



> Wall lamp / Applique

**71279** dark  
grey  
**71282** white

LED SMD 15W 3000K 500Lm  
CRI>80 Driver incl.  
Body aluminium  
Diff glass  
Class I IP65 100-240V 50/60Hz

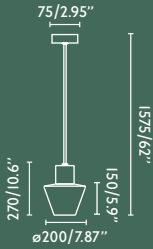


326  
327

## MISTU

BY FARO TEAM

› Suspended / Colgante



**74427+74428**  
dark  
grey

E27 MAX 15W LED not incl. [17437]  
Body die cast aluminium Diff opal PMMA  
Class I IP44 Cable 1,5mts.



## MISTU

BY FARO TEAM

› Wall lamp / Aplique



**74432+74428**  
dark  
grey

E27 MAX 15W LED not incl. [17437]  
Body die cast aluminium Diff opal PMMA  
Class I IP44



## MISTU

BY FARO TEAM

› Post lamp / Sobremuro



**74433+74428**  
dark  
grey

E27 MAX 15W LED not incl. [17437]  
Body die cast aluminium Diff opal PMMA  
Class I IP44



## MISTU

BY FARO TEAM

› Beacon / Baliza



**74434+74428**  
dark  
grey

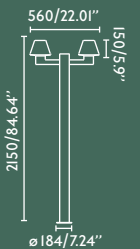
E27 MAX 15W LED not incl. [17437]  
Body die cast aluminium Diff opal PMMA  
Class I IP44



## MISTU

BY FARO TEAM

› Pole lamp/ Farola



**74435+74428**  
dark  
grey

2 E27 MAX 15W LED not incl. [17437]  
Body die cast aluminium Diff opal PMMA  
Class I IP44



## MISTU

BY FARO TEAM

› Pole lamp/ Farola



**74436+74428**  
dark  
grey

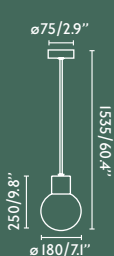
3 E27 MAX 15W LED not incl. [17437]  
Body die cast aluminium Diff opal PMMA  
Class I IP44



## MOON

BY FARO TEAM

› Suspended / Colgante



**74427+74437**  
dark  
grey

E27 MAX 15W LED not incl. [17437]  
Body die cast aluminium Diff opal PMMA  
Class I IP44 Cable 1,5mts.



## MOON

BY FARO TEAM

› Wall lamp / Aplique



**74432+74427**  
dark  
grey

E27 MAX 15W LED not incl. [17437]  
Body die cast aluminium Diff opal PMMA  
Class I IP44





## MOON

BY FARO TEAM

> Post lamp / Sobremuro



**74433+74427**  
dark  
grey

E27 MAX 15W LED not incl. [17437]  
**Body** die cast aluminium  
Diff opal PMMA  
Class I IP44



## MOON

BY FARO TEAM

> Beacon / Baliza



**74434+74427**  
dark  
grey

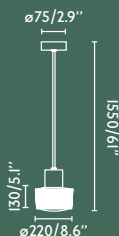
E27 MAX 15W LED not incl. [17437]  
**Body** die cast aluminium  
Diff opal PMMA  
Class I IP44



## MUFFIN

BY ALEX & MANEL LLUSCÀ

> Suspended / Colgante



**74427+74429**  
dark  
grey

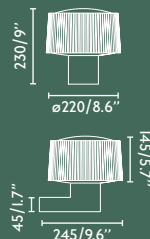
E27 MAX 15W LED not incl. [17437]  
**Body** die cast aluminium  
Diff opal PMMA  
Class I IP44 Cable 1,5mts.



## MUFFIN

BY ALEX & MANEL LLUSCÀ

> Wall lamp / Aplique



**74432+74429**  
dark  
grey

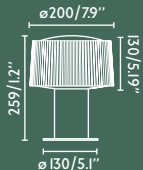
E27 MAX 15W LED not incl. [17437]  
**Body** die cast aluminium  
Diff opal PMMA  
Class I IP44



## MUFFIN

BY ALEX & MANEL LLUSCÀ

> Post lamp / Sobremuro



**74433+74429**  
dark  
grey

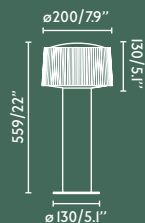
E27 MAX 15W LED not incl. [17437]  
**Body** die cast aluminium  
Diff opal PMMA  
Class I IP44



## MUFFIN

BY ALEX & MANEL LLUSCÀ

> Beacon / Baliza



**74434+74429**  
dark  
grey

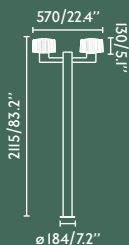
E27 MAX 15W LED not incl. [17437]  
**Body** die cast aluminium  
Diff opal PMMA  
Class I IP44



## MUFFIN

BY ALEX & MANEL LLUSCÀ

> Pole lamp/ Farola



**74435+74429**  
dark  
grey

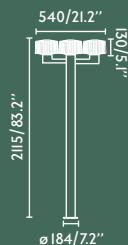
2 E27 MAX 15W LED not incl. [17437]  
**Body** die cast aluminium  
Diff opal PMMA  
Class I IP44



## MUFFIN

BY ALEX & MANEL LLUSCÀ

> Pole lamp/ Farola



**74436+74429**  
dark  
grey

3 E27 MAX 15W LED not incl. [17437]  
**Body** die cast aluminium  
Diff opal PMMA  
Class I IP44




328

329

## NEWPORT

BY ESTUDI RIBAUDÍ

> Wall lamp / Aplique



E27 MAX 15W LED not incl. [17463]  
**Body** metal  
**Diff** opal glass  
**Class** IIP44



## PICCOLA

NEW BY FARO TEAM

> Spike / Estaca



LED SMD 8W 2700K 450Lm  
 CRI>80 Driver incl.  
**Body** metal  
**Diff** opal PMMA  
**Class** IIP65 100-240V 50/60Hz **Cable** 1,5mts.



## PROA

BY ALEX & MANEL LLUSCÀ

> Wall lamp / Aplique



**74400**  
 dark  
 grey

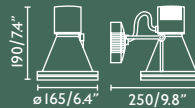
GU10 MAX 8W LED not incl. [17325]  
**Body** die cast aluminium  
**Diff** glass  
**Class** IIP44



## PROJECT

BY ALEX & MANEL LLUSCÀ

> Projector / Projector



**71389**  
 dark  
 grey

E27 PAR 38 MAX 15W LED not incl. [17400]  
**Body** die cast aluminium  
**Diff** transparent glass  
**Class** IIP65



## MINIPROJECT

BY ALEX & MANEL LLUSCÀ

> Projector / Projector



**71383** **71390**  
 grey dark  
 grey

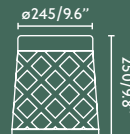
GU10 MAX 8W LED not incl. [17317]  
**Body** die cast aluminium  
**Diff** transparent glass  
**Class** IIP65



## SHADOW

BY ALEX & MANEL LLUSCÀ

> Beacon / Baliza



**72311**  
 grey

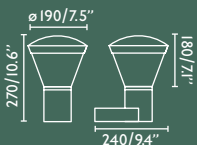
LED SMD 10W 3000K 800Lm  
 CRI>80 Driver incl.  
**Body** metal  
**Diff** opal polycarbonate  
**Class** IIP65 100-240V 50/60Hz



## SHELBY

BY CONILLAS

> Wall lamp / Aplique



**75536**  
 dark  
 grey

LED SMD 10W 3000K 600Lm  
 CRI>80 Driver incl.  
**Body** die cast aluminium  
**Diff** polycarbonate  
**Class** IIP44 100-240V 50/60Hz



## SHELBY

BY CONILLAS

> Post lamp / Sobremuro



**75537**  
 dark  
 grey

LED SMD 10W 3000K 600Lm  
 CRI>80 Driver incl.  
**Body** die cast aluminium  
**Diff** polycarbonate  
**Class** IIP65 100-240V 50/60Hz



## SHELBY

BY CONILLAS

> Beacon / Baliza



**75538**  
dark  
grey

LED SMD 10W 3000K 600Lm  
CRI>80 Driver incl.  
Body aluminium  
Diff polycarbonate  
Class I IP65 100-240V 50/60Hz

## SLOT

NEW BY LUCID

> Projector / Proyector



**70035**  
black

LED COB 14W 3000K 830Lm  
CRI>80 Driver incl.  
Body aluminium  
Diff glass  
Class I IP65 100-240V 50/60Hz

## SLOT



NEW BY LUCID

> Projector / Proyector



**70036**  
black

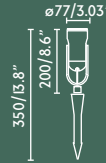
LED COB 14W 3000K 830Lm  
CRI>80 Driver incl.  
Body aluminium  
Diff glass  
Class I IP65 100-240V 50/60Hz Cable 1 mts.

## SLOT



NEW BY LUCID

> Projector / Proyector



**70037**  
black

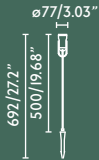
LED COB 14W 3000K 830Lm  
CRI>80 Driver incl.  
Body aluminium  
Diff glass  
Class I IP65 100-240V 50/60Hz Cable 1 mts.

## SLOT



NEW BY LUCID

> Projector / Proyector



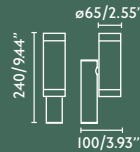
**70038**  
black

LED COB 14W 3000K 830Lm  
CRI>80 Driver incl.  
Body aluminium  
Diff glass  
Class I IP65 100-240V 50/60Hz

## STEPS

BY ESTUDI RIBAUDÍ

> Wall lamp / Aplique



**75500** white  
**75501** dark grey

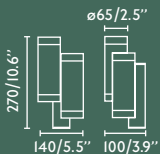
2 GU10 MAX 8W LED not incl. [I7317]  
Body die cast aluminium  
Class I IP44

330  
331

## STEPS

BY ESTUDI RIBAUDÍ

> Wall lamp / Aplique



**75502** white  
**75503** dark grey

4 GU10 MAX 8W LED not incl. [I7317]  
Body die cast aluminium  
Class I IP44

## STICKER

BY LUCID

> Wall lamp / Aplique



**75540**  
dark grey

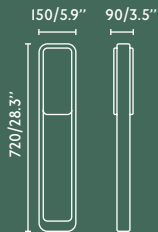
LED SMD 10W 3000K 623Lm  
CRI>80 Driver incl.  
Body aluminium  
Diff opal PMMA  
Class I IP65 100-240V 50/60Hz



## STICKER

BY LUCID

> Beacon / Baliza




**75541**  
dark  
grey

LED SMD 10W 3000K 623Lm  
CRI>80 Driver incl.  
Body aluminium  
Diff opal PMMA  
Class I IP65 100-240V 50/60Hz

## TONE

BY NAHTRANG

> Wall lamp / Applique



**71538**  
white

**71539**  
grey

LED20W 3000K 1200Lm  
CRI>80 Driver incl.  
Body die cast aluminium  
Diff opal glass  
Class I IP65 100-240V 50/60Hz



## TONI

BY ALEGRE DESIGN

> Spike / Estaca



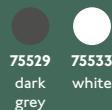
**71528**  
black

GU 10 MAX 8W LED not incl. [17330]  
Body die cast aluminium  
Diff polycarbonate  
Class II IP65 Cable 2,5mts.

## TRAM

BY ESTUDI RIBAUDÍ

> Wall lamp / Applique



**75529**  
dark  
grey

**75533**  
white

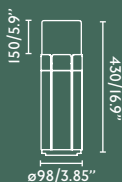
E27 MAX 15W LED not incl. [17463]  
Body aluminium  
Diff opal polycarbonate  
Class I IP44



## TRAM

BY ESTUDI RIBAUDÍ

> Beacon / Baliza



**75530**  
dark  
grey

E27 MAX 15W LED not incl. [17463]  
Body aluminium  
Diff opal polycarbonate  
Class I IP65

## TRAM

BY ESTUDI RIBAUDÍ

> Beacon / Baliza



**75531**  
dark  
grey

E27 MAX 15W LED not incl. [17463]  
Body aluminium  
Diff opal polycarbonate  
Class I IP65



## TRAM

BY ESTUDI RIBAUDÍ

> Pole lamp / Farola



**75532**  
dark  
grey

LED SMD 36W 3000K 2700Lm  
CRI>80 Driver incl.  
Body die cast aluminium  
Diff opal polycarbonate  
Class I IP65 100-240V 50/60Hz

## TWIST

NEW BY ESTUDI RIBAUDÍ

> Wall lamp / Applique



**71285**  
dark  
grey

LED SMD 10W 3000K 350Lm  
CRI>80 Driver incl.  
Body aluminium  
Diff opal polycarbonate  
Class I IP65 100-240V 50/60Hz





## TWIST

**NEW** BY ESTUDI RIBAUDÍ

> Post lamp / Sobremuro



**71286**  
dark  
grey

LED SMD 10W 3000K 350Lm  
CRI>80 Driver incl.  
Body aluminium  
Diff opal polycarbonate  
Class I IP65 100-240V 50/60Hz

## TWIST

**NEW** BY ESTUDI RIBAUDÍ

> Beacon / Baliza



**71287**  
dark  
grey

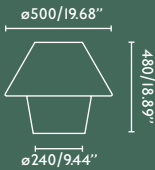
LED SMD 10W 3000K 350Lm  
CRI>80 Driver incl.  
Body die cast aluminium  
Diff opal polycarbonate  
Class I IP65 100-240V 50/60Hz



## VERSUS

BY PEPE LLAUDET

> Table lamp / Sobremesa



**74423**  
white

E27 MAX 15W LED [I7463]  
Body opal PEMD  
Class II IP44 100-240V 50/60Hz Cable 3mts.

## VERSUS

BY PEPE LLAUDET

> Accessory / Accesorio



**74422**  
black

Body steel



## VERSUS

BY PEPE LLAUDET

> Accessory / Accesorio



**74424**  
black

Body steel

## VIEW

BY ESTUDI RIBAUDÍ

> Wall lamp / Aplique



**71519**  
dark  
grey

E27 MAX 15W LED not incl. [I7463]  
Body polycarbonate  
Diff ABS  
Class II IP54



332  
—  
333

## DISC

CONILLAS

> Ceiling fan with light / Ventilador con luz



**33397**

**Body white**  
**Blades white+maple**

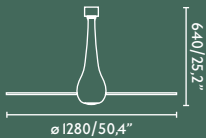
LED SMD 19W 3000K 962-396-1351 Lm  
CRI>80 Driver incl.  
Body steel **Blades** MDF wood  
Class I  
**Motor DC**  
W 6-10-13-23-37/ RPM 100-135-160-195-230  
**AirFlow** 211,72 m<sup>3</sup> min/7477 CFM  
50/60Hz 220-240V

CE EAC AVAILABLE

## ETERFAN

FARO TEAM

> Ceiling fan without light / Ventilador sin luz



**32000**

**Glass shiny white**  
**Blades transparent**



**32001**

**Glass matt white**  
**Blades transparent**



**32002**

**Glass shiny black**  
**Blades transparent**



**32003**

**Glass matt black**  
**Blades transparent**



**32004**

**Glass matt black**  
**Blades walnut**



**32005**

**Glass shiny red**  
**Blades transparent**



**32006**

**Glass matt black**  
**Blades matt black**



**33381**

**Glass transparent**  
**Blades transparent**

**Body metal+glass Blades polycarbonate**  
Class I  
**Motor DC**  
W 3-6-9-13-22-32  
RPM 51-77-103-129-155-185  
**Airflow** 145,66 m<sup>3</sup> min/5144 CFM  
50/60Hz 220-240V

CE EAC AVAILABLE

## MINI ETERFAN

FARO TEAM

> Ceiling fan without light / Ventilador sin luz



**32020**

**Glass shiny white**  
**Blades transparent**



**32025**

**Glass matt white**  
**Blades transparent**



**32026**

**Glass shiny black**  
**Blades transparent**



**32027**

**Glass matt black**  
**Blades transparent**



**32028**

**Glass matt black**  
**Blades walnut**



**32029**

**Glass shiny red**  
**Blades transparent**



**32030**

**Glass matt black**  
**Blades matt black**



**33382**

**Glass transparent**  
**Blades transparent**

**Body metal+glass Blades polycarbonate**  
Class I  
**Motor DC**  
W 3-6-9-13-22-32  
RPM 51-77-103-129-155-185  
**Airflow** 145,66 m<sup>3</sup> min/5144 CFM  
50/60Hz 220-240V

CE EAC AVAILABLE

## FARETTO

CONILLAS

> Ceiling fan with light / Ventilador con luz



**33389**

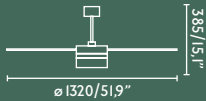
**Body white**  
**Blades transparent**

2 E27 MAX 15W LED [17463]  
**Body metal Blades** polycarbonate  
Class I  
W 13-27-46  
RPM 60-90-120  
**Airflow** 184,14 m<sup>3</sup> min/6503 CFM  
50Hz 220-240V

CE EAC AVAILABLE

## ICE

ESTUDI RIBAUDÍ



> Ceiling fan with light / Ventilador con luz



**33459**

Body white  
Blades white+maple

LED SMD 15W 3000K 800lm  
CRI>80 Driver incl.  
Body steel Blades MDF wood  
Class I  
W 12-29-53 / RPM 75-135-180  
AirFlow 157,52 m<sup>3</sup> min/5563 CFM  
50Hz 220-240V

CE ENEC AVAILABLE

## ICE SPEAKER

ESTUDI RIBAUDÍ



> Ceiling fan with light / Ventilador con luz



**33460**

Body white  
Blades white+maple

LED SMD 15W 3000K 800lm  
CRI>80 Driver incl.  
Body steel Blades MDF wood  
Class I  
W 13-25-55 / RPM 85-130-190  
AirFlow 157,52 m<sup>3</sup> min/5563 CFM  
50Hz 220-240V

CE ENEC AVAILABLE

## JUST FAN 81/25IN

**NEW** CONILLAS



> Ceiling fan without light / Ventilador sin luz



**33424**

Body matt black  
Blades matt black



**33425**

Body black  
Blades walnut



**33426**

Body chrome  
Blades transparent

Body metal Blades polycarbonate  
Class I  
Motor DC  
W 2-3-4-5-6-9  
RPM 50-85-120-160-195-235  
AirFlow 121.68 m<sup>3</sup> min/4296 CFM  
50/60Hz 220-240V  
2 downrods incl. 100/39"-200/7,8"

CE ENEC AVAILABLE

## JUST FAN 128/50IN

CONILLAS



> Ceiling fan without light / Ventilador sin luz



**32100**

Body matt black  
Blades matt black



**33394**

Body chrome  
Blades transparent



**33395**

Body black  
Blades wood



**33398**

Body antique brass  
Blades wood



**33399**

Body copper  
Blades wood

Body metal Blades polycarbonate  
Class I  
Motor DC  
W 4-6-9-13-22-32  
RPM 51-77-103-129-155-185  
AirFlow 145,66 m<sup>3</sup> min/5144 CFM  
50/60Hz 220-240V  
3 downrods incl. 100/39"-200/7,8"-450/17,7"

CE ENEC AVAILABLE

## JUST FAN 178/70IN

**NEW** CONILLAS



> Ceiling fan without light / Ventilador sin luz



**33430**

Body black  
Blades walnut

Body metal Blades polycarbonate  
Class I  
Motor DC  
W 4-6-9-12-17-31  
RPM 48-64-82-98-114-145  
AirFlow 175,35 m<sup>3</sup> min/6190 CFM  
50/60Hz 220-240V  
3 downrods incl. 100/39"-200/7,8"-450/17,7"

CE ENEC AVAILABLE

## NOVA

ESTUDI RIBAUDÍ

> Ceiling fan with light / Ventilador con luz

> Optional light kit/Kit de luz opcional



**33420**  
Body white  
Blades white+maple

Body steel Blades MDF wood  
Class I  
W 17-30-62  
RPM 103-139-171  
Airflow 172,3l m<sup>3</sup> min/6085 CFM  
50Hz 220-240V



**33420L**  
white

LED SMD 12W 3000K 800lm  
CRI>80 Driver incl.  
Body steel Diff acrylic  
Class I 50Hz 100-240V

CE EAC AVAILABLE

CE EAC AVAILABLE

## NU

**NEW** ESTUDI RIBAUDÍ

> Ceiling fan without light / Ventilador sin luz

## NU

**NEW** ESTUDI RIBAUDÍ

> Ceiling fan with light / Ventilador con luz



**33721**  
Body matt white  
Blades matt white

Body steel Blades ABS  
Class I  
Motor DC  
W 5-8-11-14-21-35  
RPM 91-107-119-134-157-178  
Airflow 104.58m<sup>3</sup>min/3693.43CFM  
50/60Hz 220-240V



**33722**  
Body matt white  
Blades matt white

LED SMD 15W 3000K 600lm  
CRI>80 Driver incl.  
Body steel Blades ABS Diff steel+acrylic  
Class I  
Motor DC  
W 5-8-11-14-21-35/RPM 91-107-119-134-157-178  
Airflow 104.58m<sup>3</sup>min/3693.43CFM  
50/60Hz 220-240V

CE EAC

CE EAC

## POLEA

**NEW** CONILLAS

> Ceiling fan without light / Ventilador sin luz



**33724**  
Body brown  
Blades walnut+black

Body steel Blades plywood  
Class I  
Motor DC  
W 5-7-10-14-20-33  
RPM 86-102-119-131-151-167  
Airflow 115,15 m<sup>3</sup> min/3846 CFM  
50/60Hz 220-240V

CE EAC

## TUBE

CONILLAS

> Ceiling fan without light / Ventilador sin luz



**32033**  
Glass shiny white  
Blades transparent



**32034**  
Glass matt white  
Blades transparent



**32035**  
Glass shiny black  
Blades transparent



**32036**  
Glass matt black  
Blades transparent



**32037**  
Glass matt black  
Blades walnut



**32060**  
Glass matt black  
Blades matt black



**33374**  
Glass transparent  
Blades transparent

Body metal+glass Blades polycarbonate  
Class I  
Motor DC  
W 3-6-9-13-22-32  
RPM 51-77-103-129-155-185  
Airflow 145,66 m<sup>3</sup> min/5144 CFM  
50/60Hz 220-240V

CE EAC AVAILABLE



## MINI TUBE

CONILLAS

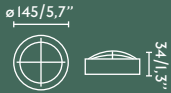
> Ceiling fan without light / Ventilador sin luz




Body metal+glass Blades polycarbonate  
Class I  
Motor DC  
W 3-6-9-13-22-32  
RPM 51-77-103-129-155-185  
AirFlow 145,66 m<sup>3</sup> min/5144 CFM  
50/60Hz 220-240V

CE EAC AVAILABLE

## ETERFAN/MINI ETERFAN/JUST FAN/TUBE/MINI TUBE



> Optional light kit/Kit de luz opcional




LED SMD 17W 3000K 600lm  
CRI>80 Driver incl.  
Body metal Diff opal glass  
Class I  
50/60Hz 220-240V

CE EAC AVAILABLE

## TYPHOON

JORDI BUSQUETS

> Ceiling fan without light / Ventilador sin luz



Body steel Blades ABS  
Class I IP44  
Motor DC  
W 3-5-8-12-21-31  
RPM 50-71-93-115-138-162  
AirFlow 183,09 m<sup>3</sup> min/6463 CFM  
50/60Hz 220-240V

LED SMD 15W 3000K 900lm  
CRI>80 Driver incl.  
Body aluminium Diff polycarbonate  
Class I IP44 50/60Hz 220-240V

CE EAC AVAILABLE

CE EAC AVAILABLE

## WINCH

FARO TEAM

> Ceiling fan with light / Ventilador con luz



2 E27 MAX 15W LED [17462]  
Body steel Blades MDF wood  
Class I  
W 15-30-60  
RPM 90-145-190  
Airflow 151,38 m<sup>3</sup> min/5346 CFM  
50Hz 220-240V

CE EAC AVAILABLE

336  
337

## WINCHE



## CONILLAS

› Ceiling fan without light / Ventilador sin luz



**33481** IP44  
Body black  
Blades wood



**33482**  
Body chrome  
Blades wood

Body steel Blades ABS  
Class I  
Motor DC  
W 3-5-8-12-21-35  
RPM 50-71-93-115-138-162  
AirFlow 183,01 m<sup>3</sup> min/6463 CFM  
50/60Hz 220-240V

CE EAC  AVAILABLE

› Optional light kit/Kit de luz opcional



**33484** IP44  
black



**33486**  
grey

LED SMD 15W 3000K 900lm  
CRI>80 Driver incl.  
Body aluminium Diff polycarbonate  
Class II  
W 3-5-8-12-21-31  
RPM 50-71-93-115-138-162  
AirFlow 183,09 m<sup>3</sup> min/6463 CFM  
50/60Hz 220-240V

CE EAC  AVAILABLE

## WIND



## JORDI BUSQUETS

› Ceiling fan with light / Ventilador con luz



**33392**  
Body white  
Blades white

2 E27 MAX 15W LED [17463]  
Body steel Blades MDF wood Diff opal glass  
Class I  
W 16-34-62  
RPM 96-146-190  
AirFlow 166,42 m<sup>3</sup> min/5877 CFM  
50Hz 220-240V

CE EAC  AVAILABLE

# MATERIALS

ENGLISH	ESPAÑOL	FRANÇAIS	ITALIANO
ABS	ABS	ABS	ABS
ACRYLIC	Acrílico	Acrylique	Acrilico
ALUMINIUM	Aluminio	Aluminium	Alluminio
DIE CAST ALUMINIUM	Aluminio Inyectado	Fonte d'aluminium	Ghisa alluminio
MDF WOOD	Madera MDF	Bois MDF	Legno MDF
METAL	Metal	Métal	Metallo
OPAL ACRYLIC	Acrílico Opal	Acrylique opale	Acrilico opale
OPAL GLASS	Cristal Opal	Verre opale	Vetro opalino
OPAL PEMD	PEMD Opal	PEMD opale	PEMD opale
Opal PMMA	PA Opal	PA opale	PA opale
OPAL POLYCARBONATE	Policarbonato Opal	Polycarbonate opale	Policar-bonato opale
OPAL POLYPROPYLENE	Polietileno opal	Polyéthylène opale	Polietilene opale
PAPYRUS	Papiro	Papyrus	Papiro
PARCHMENT	Pergamino	Parchemin	Pergamena
PEMD	PEMD	PEMD	PEMD
PA	PA	PA	PA
POLYCARBONATE	Policarbonato	Polycarbonate	Policarbonato
POLYETHYLENE	Polipropileno	Polyéthylène	Polietilene
PVC	PVC	PVC	PVC
RUSTIC GLASS	Cristal Rústico	Verre rustique	Vetro rustico
STEEL	Acero	Acier	Acciaio
TEMPERED GLASS	Cristal templado	Verre trempé	Vetro temperato
TEXTILE	Téxtil	Textile	Tessile
TRANSLUCENT GLASS	Cristal Translúcido	Verre translucide	Vetro traslucido
TRANSLUCENT POLYCARBONATE	Policarbonato Translúcido	Polycarbonate translucide	Policarbonato traslucido
TRANSPARENT GLASS	Cristal Transparente	Verre transparent	Vetro trasparente
TRANSPARENT POLYCARBONATE	Policarbonato Transparente	Polycarbonate transparent	Policarbonato trasparente
WOOD	Madera	Bois	Legno

# FINISHES

ENGLISH	ESPAÑOL	FRANÇAIS	ITALIANO
AGED OAK	Roble envejecido	Chêne vieilli	Quercia invecchiata
AGED WHITE	Blanco envejecido	Blanc vieilli	Bianco invecchiato
ALUMINIUM	Aluminio	Aluminium	Alluminio
BEECH TREE	Haya	Hêtre	Faggio
BEIGE	Beige	Beige	Beige
BLACK	Negro	Noir	Nero
BLUE	Azul	Bleu	Blu
BORDEAUX	Burdeos	Bordeaux	Bordò
BRASS	Latón	Laiton	Ottone
BRIGHT BLACK	Negro brillante	Noir brillant	Nero brillante
BRONZE	Bronce	Bronze	Bronzo
BROWN	Marrón	Marron	Marrone
BROWN AGED	Marrón envejecido	Brun vieilli	Brown invecchiato
BROWN WOOD	Madera Marrón	Bois brun	Legno marrone
CEDAR	Cedro	Cèdre	Cedro
CHERRY TREE	Cerezo	Cerisier	Árvore de cereja
CHROME	Cromo	Chrome	Cromo
COPPER	Cobre	Cuivre	Rame
DARK BROWN	Marrón oscuro	Marron foncé	Marrone scuro
DARK GREY	Gris oscuro	Gris foncé	Grigio scuro
DARK WALNUT	Nogal oscuro	Noyer foncé	Noce scuro
FUCHSIA	Fucsia	Fuchsia	Fucsia
GOLD	Oro	Or	Oro
GREEN	Verde	Vert	Verde
GREY	Gris	Gris	Grigio
IVORY WHITE	Blanco marfil	Blanc ivoire	Bianco avorio
LILAC	Lila	Lilas	Lilla
MAHOGANY	Caoba	Acajou	Mogano



# FINISHES

ENGLISH	ESPAÑOL	FRANÇAIS	ITALIANO
MAPLE	Arce	Érable	Acero
MATT NICKEL	Níquel mate	Nickel mat	Nichel opaco
MATTE WHITE	Blanco Mate	Blanc mat	Bianco opaco
MIRROR	Espejo	Miroir	Specchio
MULTICOLORED	Multicolor	Multicolore	Multicolore
OFF WHITE	Blanco roto	Blanc	Bianco
OLD GOLD	Oro envejecido	Vieil or	Oro vecchio
OLIVE GREEN	Verde Oliva	Olive verte	Verde oliva
ORANGE	Naranja	Orange	arancia
OXIDE	Óxido	Oxyde	Ossido
PINE	Pino	Pin	Pino
PINK	Rosa	Rosa	Rosa
POLISH ALUMINIUM	Aluminio pulido	Aluminium poli	Alluminio polacco
RED	Rojo	Rouge	Rosso
REDDISH MAHOGANY	Caoba Rojizo	Acajou rougeâtre	Mogano rossastro
RUST	Marrón óxido	Rouille	Ruggine
RUSTIC PINE	Pino rústico	Pin rustique	Pino rustico
SATIN GOLD	Oro satinado	Or satiné	Oro satinato
SILVER	Plata	Argent	Argento
TRANSPARENT	Transparente	Transparent	Trasparente
WENGE	Wengué	Wenge	Wenge
WHITE	Blanco	Blanc	Bianca
WHITWASHED OAK	Roble emblanquecido	Chêne blanchi à la chaux	Quercia imbiancata
YELLOW	Amarillo	Jaune	Giallo

# CREDITS

## EDITION

A2019C

March 2019 © 2019 All rights reserved

## ART DIRECTION

Faro Art Lab

## LAYOUT

Faro Art Lab

## PHOTOS

Guillem F-H  
Ricard Badia  
Fotodisseny  
Jordi Balcells

## SPECIAL THANKS

Natalia Zubizarreta  
Erlantz Biderbost  
Restaurant 3 Nusos  
Pol&Grace Hotel  
Elena Castells Poch

## PRINT

Ingoprint, Barcelona - Spain

## SPAIN

[faro@lorefar.com](mailto:faro@lorefar.com)

[www.faro.es](http://www.faro.es)



ONE  
LIFESTYLE  
FOR EACH  
KIND  
OF LIGHT

[www.faro.es](http://www.faro.es)